




North Dakota Department of Public Instruction

Child Nutrition and Food Distribution Programs

2007 Annual Report
www.dpi.state.nd.us/child



CNFD Mission Statement:

To promote relationships and enhance partnerships that provide quality nutrition education and nutrition services for the people of North Dakota.





A Message from the Superintendent of Public Instruction, Dr. Wayne G. Sanstead

The Child Nutrition and Food Distribution programs administered by the Department of Public Instruction contribute greatly to the health of North Dakota citizens. We are, as a state agency, proud to be involved in assisting local school and community partners in sponsoring nutritious meals and distributing commodity foods to a host of statewide users.

I am pleased that this annual report focuses on improving the school nutrition environment to the benefit of all our citizens. We know that eating habits have a direct effect on health. It is also a well-established fact that quality nutrition practices greatly enhance student academic success as well as total quality of life opportunities. Further, it is clear a learning environment that fosters healthy nutrition habits plays a vital role in our schools meeting the challenges of the No Child Left Behind Act.

We know that thousands of North Dakota citizens currently benefit from the nutrition programs administered through the promotion of health and wellness activities. We are committed to continuing our leadership efforts in assisting our citizens toward an improved quality of life through the wonderful work of our Child Nutrition and Food Distribution programs.

Sincerely,

Dr. Wayne G. Sanstead
State Superintendent





Table of Contents

[Child Nutrition and Commodity Programs in North Dakota](#).....4

[Customers and Programs](#)5

[Students](#).....5

 School Nutrition Programs

 Summer Food Service Program

[Infants and Young Children](#).....11

 Child and Adult Care Food Program

[Households](#).....14

 Food Distribution Program on Indian Reservations

 The Emergency Food Assistance Program

 Commodity Supplemental Food Program

[USDA Food Distribution Programs](#).....16

[Nutrition Professionals](#).....19

[School and Program Administrators](#).....19

[Healthy Schools](#)20

[Reimbursement Rates](#)22

Acronyms

CACFP	Child and Adult Care Food Program
CNFD	Child Nutrition and Food Distribution
CSFP	Commodity Supplemental Food Program
FDPIR	Food Distribution Program on Indian Reservations
NSLP	National School Lunch Program
SBP	School Breakfast Program
SFSP	Summer Food Service Program
SMP	Special Milk Program
TEFAP	The Emergency Food Assistance Program
USDA	United States Department of Agriculture

The Department of Public Instruction does not discriminate on the basis of race, color, national origin, sex, disability, or age in its programs and activities. John Dasovick, the individual in the following position has been designated to handle inquiries regarding the non-discrimination policies: Asst. Director, USDA Food Distribution Programs, Office of Child Nutrition, 600 E. Boulevard Ave., Dept. 201, Bismarck, ND 58505-0440. Telephone No. 1-701-328-2260.





Child Nutrition and Commodity Programs in North Dakota

The North Dakota Department of Public Instruction, in accordance with the Food and Nutrition Service of the United States Department of Agriculture (USDA), administers child nutrition and food distribution programs. A partnership of federal, state, and local agencies provides nutrition services and food assistance to students, young children, and adults.

Agencies that participate in the USDA programs include:

- Public and private schools
- Child care centers and homes
- Private, non-profit agencies
- Residential facilities
- Local food assistance programs
- Indian reservations

The focus of the Child Nutrition and Food Distribution (CNFD) office is to foster positive partnerships with local program staff, and to provide excellent customer service.

Staff

Linda Schloer	Director, Child Nutrition and Food Distribution
John Dasovick	Asst. Director, Food Distribution Programs
Loris Freier	Asst. Director, Child Nutrition Programs
Deb Egeland	Manager, School Nutrition Programs
Dean Kinnoin	Manager, Child and Adult Care Food Program
Melissa Anderson	Food Distribution Program Administrator
Kim Kinnoin	Training Administrator
Stacie Morowski	Child Nutrition Specialist
Becky King	Child Nutrition Specialist
Carla Wardzinski	Administrative Staff Officer
Angela Rittmiller	Office Manager
Nancy Darling	Administrative Assistant





Customers and Programs

Thousands of North Dakotans benefit from nutrition and education services through the USDA programs administered by this office. The delivery of quality service to our customers is essential. Major customer groups include:

- Students
- Infants and young children
- Households
- Nutrition professionals
- School and program administrators

The USDA programs and initiatives administered by the CNFD include:

- National School Lunch
- School Breakfast
- Special Milk
- Afterschool Snacks
- Summer Food Service
- Child and Adult Care Food
- Food Distribution to Indian Reservations
- The Emergency Food Assistance Program
- Commodity Supplemental Food
- Commodity Foods for Schools
- Team Nutrition



STUDENTS

Nutrition plays an important role in a child's readiness to learn, social behavior, and physical performance. The National School Lunch Program offers parents a convenient way to provide a nutritious lunch for their children at the lowest possible price. Studies show that proper nutrition improves a child's behavior, school performance, and overall cognitive development.

The School Breakfast Program helps ensure that children have the energy needed to start the school day. Many children are not ready to eat breakfast when they first wake up. Other children may have long commutes to school or long periods between breakfast at home and school lunch, making breakfast at school an important option. Research shows that children who have school breakfast eat more fruits, drink more milk, and consume a wider variety of foods than those who don't eat breakfast or have breakfast at home.

Afterschool snacks, served in conjunction with supervised education or enrichment activities after school, satisfy students' afternoon hunger with nutritious foods. Healthy snacks help children learn the importance of good nutrition all day and contribute to lifelong healthy eating patterns.





Our office is committed to continually improving children’s access to nutrition programs. Students in K-12 public and private schools, and those in residential facilities, are served by these programs:

- National School Lunch
- School Breakfast
- Special Milk
- Afterschool Snacks
- Summer Food Service

School Nutrition Programs

NUMBER OF PARTICIPATING SITES

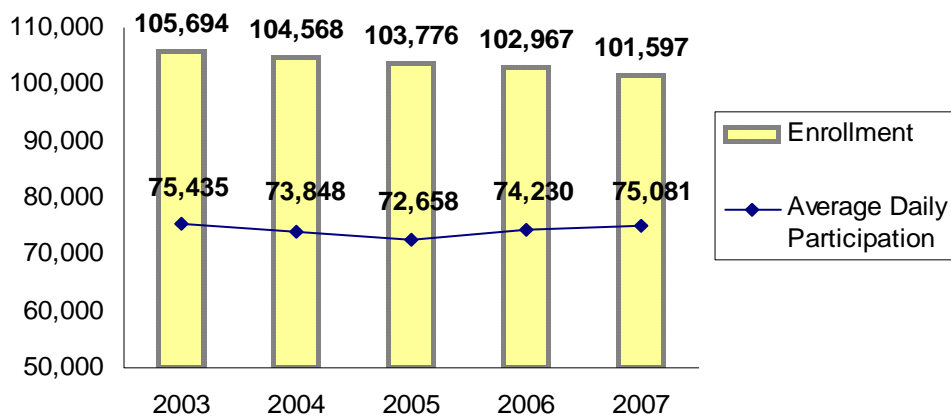
<i>Local Agency Type</i>	<i>NSLP</i>	<i>SBP</i>	<i>SMP</i>	<i>Afterschool Snacks</i>
Public School Sites	374	310	22	82
Private Schools	32	15	1	1
Residential Child Care	16	14	1	11
Summer Camps	0	0	14	0
Total	422	339	38	94

STUDENT PARTICIPATION

	<i>NSLP</i>	<i>SBP</i>	<i>Afterschool Snacks</i>
Enrollment	101,597	87,590	10,243
Average Daily Participation	75,081	17,776	1,976
Participation Factor	73.9%	20.3%	19.3%

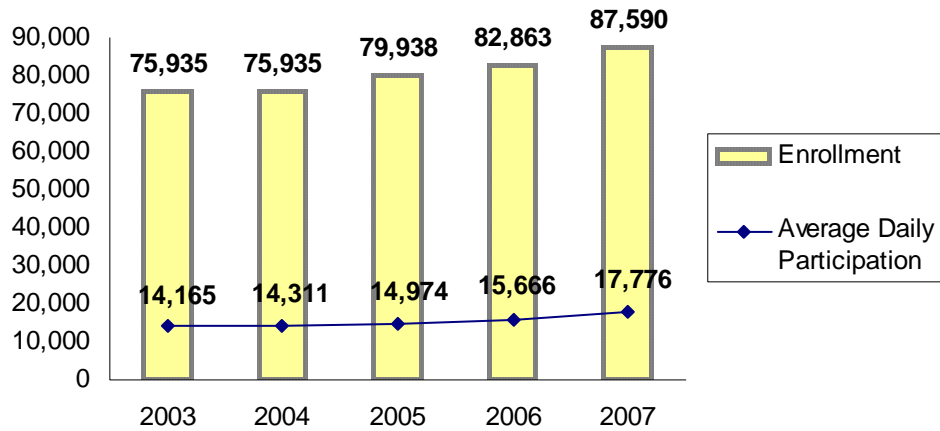
AVERAGE DAILY PARTICIPATION

National School Lunch Program

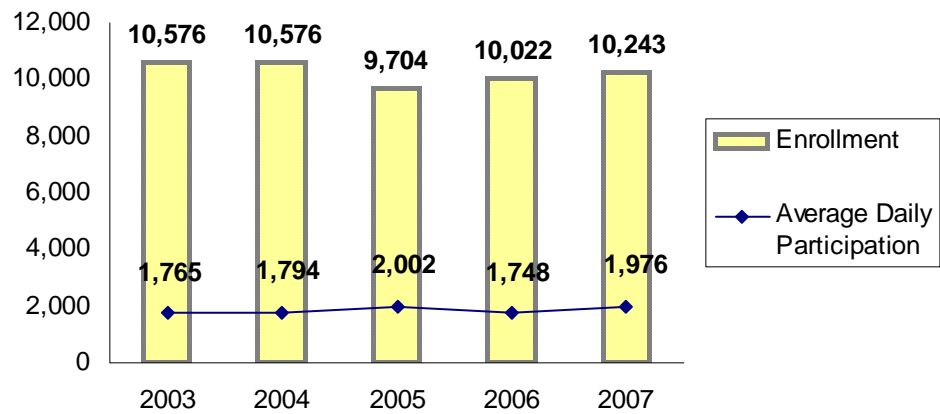




School Breakfast Program

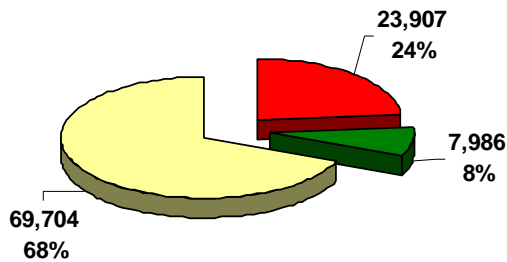


Afterschool Snacks



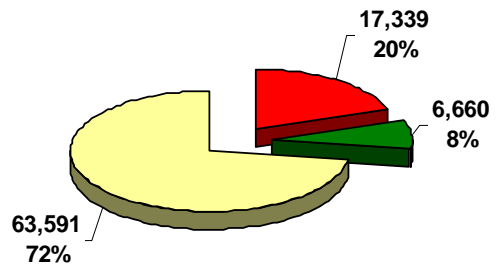
School nutrition programs provide a measure of food security for students whose homes have inadequate food supplies. Students meeting income eligibility guidelines may participate in the nutrition programs for free or at a reduced price.

**National School Lunch Program Eligibility
2006-2007**



Free Reduced Full Price

**School Breakfast Program Eligibility
2006-2007**

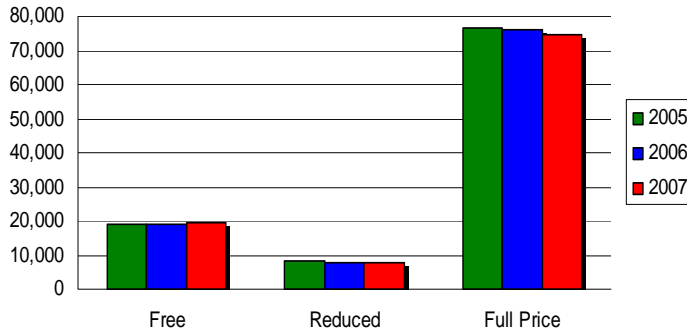


Free Reduced Full Price

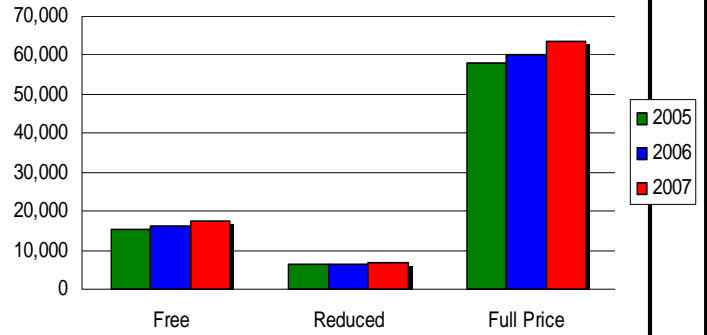




**National School Lunch Program
Historical Eligibility**



**School Breakfast Program
Historical Eligibility**



MEALS SERVED – 2006/07

Breakfast

Full Price	1,247,065	39%
Free	1,628,886	51%
Reduced Price	304,729	10%
Total	3,180,680	100%
<i>Reimbursement</i>	<i>\$3,050,305</i>	

Lunch

Full Price	8,402,244	65%
Free	3,449,074	26%
Reduced Price	1,113,906	9%
Total	12,965,224	100%
<i>Reimbursement</i>	<i>\$12,623,481</i>	

Snacks

Full Price	70,776	23%
Free	222,732	73%
Reduced Price	13,372	4%
Total	306,880	100%
<i>Reimbursement</i>	<i>Included in NSLP</i>	

Milk

Full Price	260,438	97%
Free	6,760	3%
Total	267,198	100%
<i>Reimbursement</i>	<i>\$40,871</i>	

Summer Camp Milk

Full Price	96,985	100%
Free	0	0%
Total	96,985	100%
<i>Reimbursement</i>	<i>\$15,537</i>	





STATE LEVEL FUNDING TO SUPPORT SCHOOL NUTRITION

The Department of Public Instruction receives federal administrative funding for state level activities in the NSLP, CACFP, SMP, and commodity distribution for schools. The state is also required to match the federal reimbursement with state general funds.

State Administrative Expense (SAE)

	<i>2003</i>	<i>2004</i>	<i>2005</i>	<i>2006</i>	<i>2007</i>
Federal SAE funds expended	\$502,551	\$510,461	\$580,349	\$595,436	\$598,970
State funds for administration	\$74,353	\$73,146	\$72,949	\$73,689	\$73,075
State funds for meals	\$545,497	\$547,563	\$607,818	\$583,464	\$568,603

MEAL PRICE SURVEY

In 2007, North Dakota schools were asked to submit information about their school lunch prices. Information was collected from 118 public school districts and non-public schools. The results are summarized in the following table.

	<i>Average Meal Price by Enrollment</i>		
	1-100	101-350	350+
Elementary Schools	\$1.47	\$1.53	\$1.53
Jr. High/Middle Schools	\$1.57	\$1.66	\$1.65
High Schools	\$1.60	\$1.67	\$1.68
Adult/Staff	\$2.09	\$2.21	\$2.18

NUTRITION QUALITY IN SCHOOL MEALS

North Dakota students benefit from high quality meals prepared by dedicated school foodservice professionals. Federal regulations require that reimbursable meals adhere to the Dietary Guidelines for Americans and provide adequate protein, vitamins, minerals, and calories.

The 2005 Dietary Guidelines for Americans recommend eating more fiber from foods like fresh fruits and vegetables, whole grains, and legumes. School nutrition programs have begun implementing changes to meals and serving lines in order to offer more fiber. Many schools are offering salad bars with fresh fruits and vegetables every day. Fruits and vegetables have also been moved to the front of the serving lines. This practice encourages students to take more fruits and vegetables before their trays are full of other items.

Schools are offering whole grains including brown rice, granola, whole grain breads, and whole grain pasta. Many schools are incorporating whole wheat flour and oats into their baked goods. Some schools are experimenting with offering legumes once a week.

In response to the obesity epidemic, the 2005 Dietary Guidelines also recommend offering food in age-appropriate serving sizes. Schools that previously offered seconds and thirds on the main entrée and milk are now encouraging students to take more fruits and vegetables instead. This practice will help increase the fiber in the menus and decrease fat and saturated fat.





SCHOOL COMPLIANCE WITH NUTRITION STANDARDS

Federal regulations limit fat in reimbursable meals to no more than 30 percent of calories from fat and 10 percent of calories from saturated fat. Over the years, calories from fat show a gradual decline.

	<i>% Calories/Fat*</i>	<i>% Calories/Saturated Fat*</i>
School Year 2002-03	32.9%	11.0%
School Year 2003-04	30.4%	9.9%
School Year 2004-05	29.3%	9.5%
School Year 2005-06	31.0%	10.4%
School Year 2006-07	29.3%	9.0%

**Average of all menus analyzed*

North Dakota schools are monitored every five years for compliance with eleven nutrient standards. This year, 74 percent of monitored schools met all of the standards.

<i>School Year</i>	<i>Percent of Monitored Schools</i>
2002-03	17.5%
2003-04	45.0%
2004-05	70.0%
2005-06	44.0%
2006-07	74.2%

Nutrients Monitored for Compliance

Calories
Protein
Calcium
Iron
Vitamin A
Vitamin C
Fiber
Total Fat
Sodium
Cholesterol
Saturated Fat

FOOD THAT'S IN WHEN SCHOOL IS OUT: THE SUMMER FOOD SERVICE PROGRAM

When school lets out, millions of low-income children lose access to the school breakfasts, lunches, and afterschool snacks they receive during the regular school year. The Summer Food Service Program fills in this gap and provides free meals and snacks to children who might otherwise go hungry.

The Summer Food Service Program (SFSP) provides free meals and snacks to low-income children through age 18 when school is not in session. Most SFSP sites are open to all the children in the community. These open sites are eligible if the site is located in an area where at least 50 percent of the children are from households that would be eligible for free or reduced-price school meals.

Other SFSP sites serve free meals and snacks only to those children enrolled in their programs. These enrolled sites are eligible for federal funds to serve all the children enrolled in the program if at least 50 percent of the children enrolled qualify for free or reduced-price school meals.

Meals served through the SFSP must meet federal nutrition standards. In addition, many SFSP sites provide not just meals, but educational enrichment and recreational activities that help children continue to learn and stay safe when school is not in session. The meals provided through the Summer Food Service Program act as a magnet to draw children to these activities.



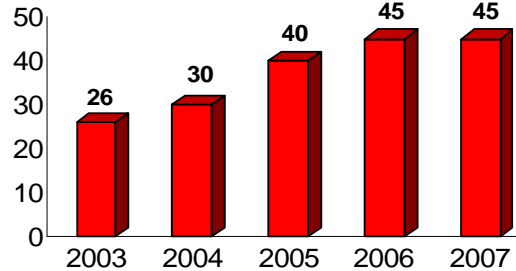


At most sites in North Dakota, children receive either one or two meals per day. Residential camps and sites that serve children from migrant households may be approved to serve up to three meals or two meals and one snack per day.

SFSP Sponsor Types

Migrant	3
Camp	3
Government	1
School	24
Private Non-Profit	4
Upward Bound	3
Total	38

Number of Participating Sites



SFSP Participation

Average Daily Participation

Month	Breakfast	Lunch	Supper	Snacks	Sponsors	Sites
May	208	182	0	26	5	5
June	2,663	2,957	90	446	35	42
July	1,523	2,066	50	440	26	33
August	661	661	0	112	10	13

Total Program Expenditures

Administrative Funding (local agency)	\$41,526
Meal Reimbursement	\$403,019

INFANTS AND YOUNG CHILDREN

Infants and young children are served primarily through the Child and Adult Care Food Program. The Child and Adult Care Food Program (CACFP) plays a vital role in improving the quality of child care and making it more affordable for many low-income families. The CACFP provides nutritious meals and snacks to children and adults being cared for at family child care homes, child care centers, Head Start programs, school-age child care sites, and adult care centers.

The CACFP benefits children and adults in many ways:

- Participating programs provide meals according to the nutrition standards set by USDA, ensuring that children and adults receive balanced, nutritious meals and snacks.
- Studies show that children in the CACFP receive meals that are nutritionally superior to those served to children in child care centers without the CACFP.
- The CACFP can help start good nutrition habits early in life.
- The CACFP resources and training support communities by supporting child care.
- Research cites participation in the CACFP as one of the major factors influencing quality care.





- The CACFP is key to good nutrition and quality, affordable child care, which allows children to develop fully, prepares children to enter school ready to learn, and helps working families work.

The CACFP is operated by public or private non-profit and private for-profit child care centers, afterschool programs, child care homes, school programs, and other agencies. Public and private non-profit sponsoring organizations provide direct administrative services for child care providers and are reimbursed for their administrative expenses.

Number of CACFP Meals Served Annually-Centers

	2004	2005	2006	2007
Breakfast	785,259	804,651	864,441	890,072
Lunch	1,053,268	1,054,618	1,078,625	1,115,819
Supper	16,700	31,313	57,751	46,271
Snacks	1,260,791	1,238,970	1,229,530	1,236,020

Number of CACFP Meals Served Annually-FCCH Sponsors

	2004	2005	2006	2007
Breakfast	1,893,997	1,787,780	1,745,719	1,774,741
Lunch	2,102,890	1,967,351	1,937,201	1,962,942
Supper	195,330	164,975	153,146	138,039
Snacks	2,521,771	2,361,862	2,289,923	2,312,392





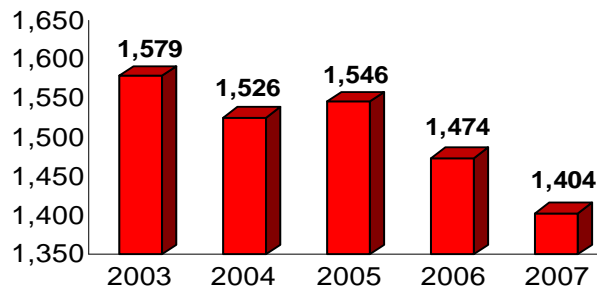
NUMBER OF AGENCIES PARTICIPATING IN THE CACFP

	<i>Public</i>	<i>Private</i>
Military	2	2
Tribal	3	3
Centers	23	37
Head Start	10	6
Family Child Care Sponsors	2	4

FAMILY CHILD CARE SPONSORS

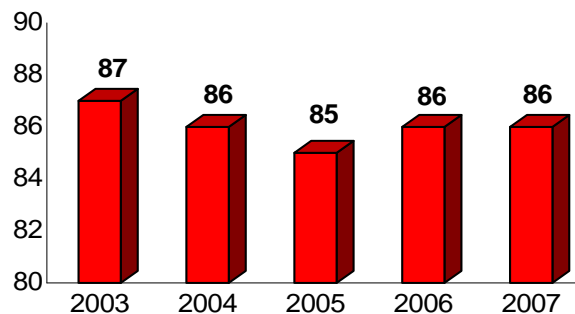
<i>Private</i>	<i>Homes</i>
Heartland Child Nutrition, Inc. (Bismarck)	619
Southeast ND Community Action Agency (Fargo)	287
AmeriKids, Inc. (Grand Forks)	111
Dakota Prairie Community Action Agency (Devils Lake)	45
<i>Public</i>	
ABC Child Care (Minot & Grand Forks Air Force Bases)	32
NDC, Inc. (Minot)	310

Number of Participating Homes



Total reimbursement for meals FY 06-07....\$5,854,559.88

Number of Participating Center Sponsors



Total reimbursement for meals FY 06-07.....\$2,248,974.75





HOUSEHOLDS

The household food distribution programs play a significant role in improving the nutritional status and food security of individuals. Commodity foods are provided in household-sized packages and include vegetables and fruits, grains and cereals, meat and meat alternates, milk products, and staple foods. The commodity products are intended to supplement the foods purchased by individuals and households.

Three commodity food assistance programs are available to income-eligible households:

- Food Distribution Program on Indian Reservations (FDPIR)
- The Emergency Food Assistance Program (TEFAP)
- Commodity Supplemental Food Program (CSFP)

Food Distribution Program on Indian Reservations (FDPIR)

Participants in the FDPIR receive foods that are available as a monthly package. In fiscal year 2007, an average of 6,150 people participated in the FDPIR each month. The typical FDPIR food package for a one person household had a USDA value of \$51.59.

Previously known as the Needy Family Program, this is the oldest of the USDA Food and Nutrition Service programs, going back to the Great Depression of the 1930s.

The Emergency Food Assistance Program (TEFAP)

Commodity foods are distributed to food pantries across the state under TEFAP. Regional community action agencies are responsible for local administration of the program.

TEFAP provides financial assistance for the statewide distribution of non-commodity items to food pantries. The CNFD office also has a cooperative arrangement with Great Plains Food Bank of Fargo to support the distribution of non-commodity food donated by the food industry.

<i>Region</i>	<i>Agency</i>	<i>Office</i>	<i>Food Pantry Sites Served</i>
I	Community Action and Development	Williston	4
II	Community Action Opportunities	Minot	15
III	Dakota Prairie Community Action	Devils Lake	5
IV	Red River Valley Community Action	Grand Forks	9
V	Southeastern ND Community Action	Fargo	12
VI	Community Action Region VI	Jamestown	10
VII	Community Action Region VII	Bismarck	12
VIII	Community Action & Development	Dickinson	10





Commodity Supplemental Food Program (CSFP)

The CSFP provides a monthly food package to people with limited incomes, mainly the elderly. The program serves seniors age 60 and older who are at or below 130 percent of the poverty level. The program works to improve the health of seniors by supplementing their diets with nutritious commodity foods. It provides food and administrative funds to states to supplement the diets of these groups. Attention must be given to the nutritional needs of the growing number of elderly citizens in North Dakota.

On average, 2,799 seniors participated monthly in the CSFP in fiscal year 2007. The USDA value of a CSFP food package is \$17.64 per month per person. The USDA value is generally one half of retail value.





USDA FOOD DISTRIBUTION PROGRAMS

The distribution of USDA commodity foods serves two purposes:

- To strengthen the nutrition health of participating persons
- To strengthen American agriculture

In addition to households receiving commodity foods through the FDPIR, TEFAP, and CSFP, children from infancy through teen years are also participants through school, child care, and summer programs that receive commodity assistance.

School Commodity Program (SCH)

Schools participating in the National School Lunch Program receive a variety of USDA commodity foods in institutional sizes. Donated commodities must be of domestic origin, and nearly 60 percent of the foods purchased for the Child Nutrition Programs by USDA must be determined by the Department to be in surplus at the time of purchase. The commodity products are intended to supplement the foods purchased by foodservice personnel.

Each school receives an entitlement amount which is based on the current per meal rate from USDA multiplied by 180 days multiplied by each school's average daily participation (ADP) from October of the previous year. Schools use their entitlement to purchase USDA commodities that are offered by CNFD.

During fiscal year 2006-2007, the USDA per meal rate was .185 cents, which gave North Dakota an entitlement of \$2,726,843. \$139,527 was used for the Department of Defense Fresh Fruits and Vegetables Program. This pilot program, offered to five of the largest school districts in North Dakota, provided another way of using commodity entitlement.

Child and Adult Care Commodity Program (CACFP)

Like the school commodity program, child care centers who participate in the Child and Adult Care Food Program are eligible to receive institutional-sized commodities. Unlike schools, child care centers who participate have the option of accepting commodities or cash-in-lieu of commodities. Entitlement for fiscal year 2007 was \$12,317, with one North Dakota child care center participating in the program. The total amount of cash-in-lieu paid to CACFP centers in 2007 was \$189,822.

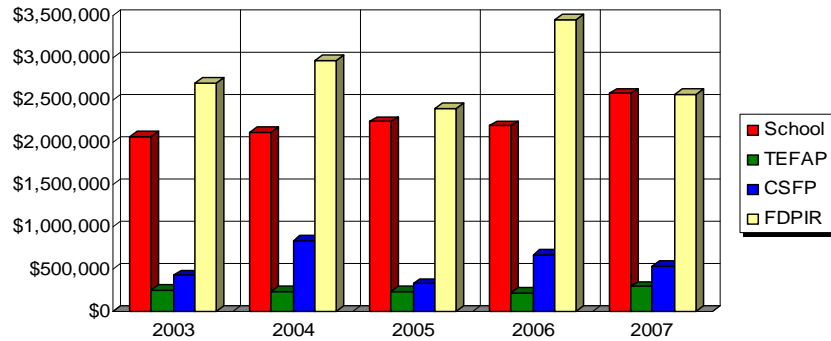
Charitable Institution Commodity Program (CI)

Participants that are eligible to receive commodities under this commodity program must be public institutions or non-profit organizations that provide meal service on a regular basis and operate in the same place without marked changes such as emergency shelters, soup kitchens, hospitals, retirement homes, elderly nutrition projects, and adult correctional institutions that conduct rehabilitation programs for a majority of inmates. Commodities that are available for this program are bonus items from USDA.

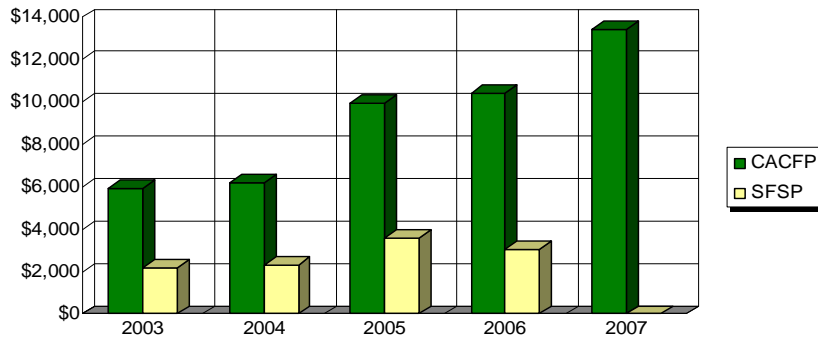




USDA Commodity Purchases Over \$100,000



USDA Commodity Purchases Under \$100,000



COMMODITY DISTRIBUTION FACTS

VALUE OF FOOD DISTRIBUTED IN FISCAL YEAR 2006

<i>Local Agency Type</i>	<i>Value</i>
CACFP	\$13,768.86
Charitable Institutions	\$31,574.53
CSFP	\$564,444.26
FDPIR	\$2,865,217.14
Schools	\$2,700,844.58
SFSP	\$4,955.56
TEFAP	\$530,781.72
Total Distributed	\$6,711,586.65

WAREHOUSE AND DISTRIBUTION COSTS

The CNFD office contracts with a privately owned North Dakota business to warehouse and transport USDA commodities. Warehousing and transportation costs are supported by local and federal funds. During fiscal year 2007, the cost to warehouse and distribute food statewide was:

🍏 Warehousing	\$309,345.00
🍏 Transportation	\$313,960.19





NORTH DAKOTA USDA COMMODITIES

USDA purchases various North Dakota products for nationwide distribution in the commodity programs. In fiscal year 2007, these products were:

<i>Product</i>	<i>Pack Size</i>	<i>Quantity Purchased (pounds)</i>	<i>Total Value</i>
Macaroni, pasta	24/1 lb.	5,548,800	\$1,994,091.83
Macaroni, pasta	20 lb.	880,000	\$305,967.99
Rotini, pasta	20 lb.	1,764,000	\$652,436.40
Spaghetti, pasta	12/2 lb.	5,344,800	\$1,809,059.75
Spaghetti, pasta	20 lb.	600,000	\$196,200.00
Bulk fresh potatoes	Bulk	5,800,000	\$400,112.00
Pinto beans	12/2 lb.	120,960	\$40,840.00
Great northern beans	12/2 lb.	241,920	\$80,488.00
Bulk BHW unbleached flour	Bulk	135,000	\$19,170.00
Bakers hard wheat flour	50 lb.	129,600	\$20,247.84
Sunflower butter	6/5lb.	369,600	\$491,568
Totals		20,934,680	\$6,010,181.81

CNFD purchases North Dakota commodities from USDA for use in the commodity programs. In fiscal year 2007, these products were:

<i>Product</i>	<i>Pack Size</i>	<i>Quantity Purchased (pounds)</i>	<i>Total Value</i>
Macaroni, pasta	24/1 lb.	81,600	\$29,376.00
Pinto beans	12/2 lb.	40,320	\$13,708.80
Great northern beans	12/2 lb.	40,320	\$14,112.00
Bakers hard wheat flour	50 lb.	43,200	\$6,912.00
Totals		205,440	\$64,108.80





NUTRITION PROFESSIONALS

The professionals who plan and prepare nutritious meals and snacks have a profound impact on the children they serve. The CNFD office supports these individuals by providing training for the multitude of skills needed to manage a nutrition program. Professional development activities include:

- “Pathways to a Quality Foodservice” training series
- Master Pathways for those who completed the Pathways series
- *Directions* newsletter for school nutrition personnel
- *Round Up* newsletter for child care personnel
- One-on-one consultations
- Mentoring program
- Site visits
- Access to a lending library
- Back-to-School workshops

The “Pathways to a Quality Foodservice” series of courses is the centerpiece of training for nutrition professionals. In 2006-07:

- 20 “Pathways” courses were held.
- 213 nutrition professionals attended training.
- 14 recognition pins were awarded for completing one of three levels of training.

Currently, 81 child nutrition professionals have completed all 11 courses in the “Pathways” training series, making them eligible to attend Master Pathways training sessions.

SCHOOL AND PROGRAM ADMINISTRATORS

Our office strives to provide the best possible customer service to local school and program administrators. Assistance is available through:

- Site visits
- Formal training
- *Administrative Update* newsletter
- Interactive web site
- Telephone and email consultation

Our staff works hard to provide leadership and new ideas in program administration, nutrition, and other areas. This is done in order to expand and improve operations at all levels. We take this leadership role very seriously.





HEALTHY SCHOOLS

Team Nutrition

Team Nutrition (TN) is a USDA initiative to support Child Nutrition Programs through training and technical assistance for foodservice personnel; nutrition education for teachers, children, and their caregivers; and school and community support for healthy eating and physical activity. The goal of TN is to improve children's lifelong eating and physical activity habits by using the principles of the Dietary Guidelines for Americans and MyPyramid. Several resources and more information on TN can be found at www.teamnutrition.usda.gov.

Team Nutrition funding to states is received through competitive USDA grants. North Dakota Child Nutrition Programs has a long history of receiving TN grants since they were first offered in 1995. Ten grants totaling approximately 2 million dollars over the past 12 years supported the development of extensive services in nutrition education and foodservice training.

The USDA TN grant awarded to North Dakota for 2006-2008 has two major goals:

1. To provide school personnel and students with nutrition education on the 2005 Dietary Guidelines, MyPyramid, and MyPyramid for Kids to build skills and motivation to make healthy food and physical activity choices.
2. To support and assist schools and communities in implementing best practices, including the HealthierUS School Challenge.

To achieve the goals and objectives of the TN 2006-2008 grant, the following activities were implemented:

- School nutrition personnel received training on the 2005 Dietary Guidelines and the USDA MyPyramid and how to apply the guidelines when planning school meals.
- The ten-hour "Practical Nutrition" was updated and offered statewide to school and child care nutrition personnel as part of the "Pathways to a Quality School Foodservice" training series.
- The teacher newsletter, *Nutrition News for Teachers*, was developed and distributed in March 2006 and March 2007 in collaboration with the ND School Nutrition Association and the ND Dietetic Association.
- "Nutrition for the School-Aged Child," a graduate credit teacher in-service, was offered and taught in two locations in June 2007.
- Family and Consumer Science (FACS) teachers received training and were offered TN grants in collaboration with the ND Department of Career and Technical Education to fund projects to educate students on the Dietary Guidelines, MyPyramid, and MyPyramid for Kids.
- Training materials were developed and two workshops held to train school teams on the HealthierUS School Challenge criteria. Technical assistance is provided as they work towards a bronze, silver, or gold certification award.





- TN grants funded Coordinated School Health demonstration sites that implemented a best practice innovation promoted by USDA and/or Team Nutrition.
- TN incentive mini-grants were awarded to applicant schools to implement a best practice initiative, including the HealthierUS School Challenge.

Local Wellness Policy

As of school year 2006-2007, each local educational agency (LEA) participating in USDA school meal programs was required to develop a local wellness policy. The LEAs are responsible for developing, implementing, and evaluating the wellness policy within each local educational agency.

As a result of the local wellness policies, schools have already made several changes to improve their school nutrition environments, improve the quality of foods served, and make healthy food choices available throughout the school. North Dakota DPI-Child Nutrition Programs has offered extensive training opportunities for school foodservice authorized representatives, administrators, and other members of the school wellness policy teams. In February 2007, a nationally noted school wellness expert presented “Moving Forward with School Wellness: Making your district policy work for healthy children.” This one-day workshop was held in three locations statewide.

To assist schools as they continue to implement and evaluate their policies, a simple guide was developed. “A Simple Evaluation Guide: How Well Are We Doing with Wellness” makes evaluating easy, efficient, and effective and can be downloaded at <http://www.dpi.state.nd.us/child/team/index.shtm>. The website also includes PowerPoint slides with step-by-step plans for a school team’s evaluation planning meeting. A half-day training to introduce the new wellness evaluation guide and how to use it was held in Bismarck and Fargo in November 2007. Following the workshops, all school districts that did not attend were mailed a copy of the guide and a CD ROM which included the PowerPoint slides.





REIMBURSEMENT RATES 2006-07

SCHOOL NUTRITION PROGRAMS

	<i>NSLP Reimbursement</i>	<i>SBP Reimbursement</i>	<i>Snack Reimbursement</i>
Free	\$2.40	\$1.31	\$0.65
Reduced Price	\$2.00	\$1.01	\$0.32
Full Price	\$0.23	\$0.24	\$0.05

SUMMER FOOD SERVICE PROGRAM

	<i>Meal Reimbursement</i>		<i>Administrative Reimbursement</i>		
			<i>Rural Self-Preparation Sites</i>	<i>Other Sites</i>	
Breakfast	\$1.47	Breakfast	\$0.1450	Breakfast	\$0.1150
Lunch/Supper	\$2.56	Lunch/Supper	\$0.2675	Lunch/Supper	\$0.2225
Snacks	\$0.59	Snacks	\$0.0725	Snacks	\$0.0575

CHILD AND ADULT CARE FOOD PROGRAM

CHILD AND ADULT CARE CENTERS

	<i>Paid</i>	<i>Reduced Price</i>	<i>Free</i>
Breakfast	\$0.24	\$1.01	\$1.31
Lunch/Supper	\$0.23	\$2.00	\$2.40
Snacks	\$0.06	\$0.32	\$0.65

FAMILY CHILD CARE HOMES

	<i>Tier I</i>	<i>Tier II</i>
Breakfast	\$1.06	\$0.39
Lunch/Supper	\$1.97	\$1.19
Snacks	\$0.58	\$0.16

FCCH Sponsor Administrative Reimbursement per home, per month

1-50 Homes	\$95
Nest 150 Homes	\$72
Nest 800 Homes	\$56
Additional Homes	\$50

In accordance with Federal law and U.S. Department of Agriculture policy, this institution is prohibited from discriminating on the basis of race, color, national origin, sex, age or disability.

To file a complaint of discrimination, write USDA, Director, Office of Civil Rights, 1400 Independence Avenue S.W., Washington D.C. 20250-9410, or call (800) 795-3272 (voice) or (202) 720-6382 (TTY). USDA is an equal opportunity provider and employer.

