

North Dakota Department of Public Instruction

Child Nutrition and Food Distribution Programs

2010 Annual Report

www.dpi.state.nd.us/child



CNFD Mission Statement

To promote relationships and enhance partnerships that provide quality nutrition education and nutrition services for the people of North Dakota.


A Message from the Superintendent of Public Instruction, Dr. Wayne G. Sanstead

The Child Nutrition and Food Distribution programs administered by the Department of Public Instruction contribute greatly to the health of North Dakota citizens. We are, as a state education agency, proud to be involved in assisting local school and community partners in sponsoring nutritious meals and distributing commodity foods to a host of statewide users.

I am pleased that this annual report focuses on improving the school nutrition environment to the benefit of all our citizens. We know that eating habits have a direct effect on health. It is also a well-established fact that quality nutrition practices greatly enhance student academic success as well as total quality of life opportunities. Further, it is clear a learning environment that fosters healthy nutrition habits plays a vital role in our schools meeting the challenges of the No Child Left Behind Act.

We know that thousands of North Dakota citizens currently benefit from the nutrition programs administered through the promotion of health and wellness activities. We are committed to continuing our leadership efforts in assisting our citizens toward an improved quality of life through the wonderful work of our Child Nutrition and Food Distribution programs.

Sincerely,



Dr. Wayne G. Sanstead
State Superintendent




Table of Contents

<u>Child Nutrition and Commodity Program in North Dakota</u>	4
<u>Customers and Programs</u>	5
<u>Students</u>	5
School Nutrition Programs	
Fresh Fruit and Vegetable Program	
Summer Food Service Program	
<u>Infants and Young Children</u>	12
Child and Adult Care Food Program	
<u>Households</u>	15
Food Distribution Program on Indian Reservations	
The Emergency Food Assistance Program	
Commodity Supplemental Food Program	
<u>USDA Food Distribution Programs</u>	17
<u>Nutrition Professionals</u>	20
<u>School and Program Administrators</u>	20
<u>Healthy Schools</u>	21
<u>Reimbursement Rates</u>	23

Acronyms

CACFP	Child and Adult Care Food Program
CNFD	Child Nutrition and Food Distribution
CSFP	Commodity Supplemental Food Program
FDPIR	Food Distribution Program on Indian Reservations
FFVP	Fresh Fruit and Vegetable Program
NSLP	National School Lunch Program
SBP	School Breakfast Program
SFSP	Summer Food Service Program
SMP	Special Milk Program
TEFAP	The Emergency Food Assistance Program
UDSA	United States Department of Agriculture

The Department of Public Instruction does not discriminate on the basis of race, color, religion, sex, national origin, disability, age, sex (wages) or genetics in its programs and activities.

For inquiries regarding nondiscrimination policies, please contact:
 Robert Marthaller, Assistant Superintendent,
 Department of Public Instruction, 600 East Boulevard Avenue, Dept 201,
 Bismarck, ND 58505-0440, 701-328-2267

Child Nutrition and USDA Foods Distribution Programs in North Dakota

The North Dakota Department of Public Instruction, in accordance with the Food and Nutrition Service of the United States Department of Agriculture (USDA), administers child nutrition and food distribution programs. A partnership of federal, state, and local agencies provides nutrition services and food assistance to students, young children, and adults.

Agencies that participate in the USDA Programs include:

- ✚ Public and Private schools
- ✚ Child care centers and homes
- ✚ Private, non-profit agencies
- ✚ Residential facilities
- ✚ Local food assistance programs
- ✚ Indian reservations

The focus of the Child Nutrition and Food Distribution (CNFD) office is to foster positive partnerships with local program staff and provide excellent customer service.

Staff

Linda Schloer	Director, Child Nutrition and Food Distribution
Deb Egeland	Manager, School Nutrition Programs
Corinne Bennett	Manager, Child and Adult Care Food Program
Melissa Anderson	Manager, Food Distribution Programs
Kaye Knudson	Child Nutrition Specialist
Stacie Morowski	Child Nutrition Specialist
Becky King	Child Nutrition Specialist
Rene Gonzalez	Food Distribution Specialist
Carla Wardzinski	Administrative Staff Officer
Mary Jo Lopes	Administrative Assistant
Nancy Darling	Administrative Assistant
Ann Chase	Grant Manager

Customers and Programs

Thousands of North Dakotans benefit from nutrition and education services through the USDA programs administered by this office. The delivery of quality services through USDA programs administered by this office. The delivery of quality service to our customers is essential. Major customer groups include:

- + Students
- + Infants and young children
- + Households
- + Nutrition professional
- + School and program administrators

The USDA programs and initiatives administered by the CNFD include:

- + National School Lunch
- + School Breakfast
- + Special Milk
- + Afterschool Snacks
- + Fresh Fruit and Vegetable Program
- + Summer Food Service
- + Child and Adult Care Food
- + Food Distribution to Indian Reservations
- + The Emergency Food Assistance Program
- + Commodity Supplement Foods
- + USDA Foods for Schools
- + Team Nutrition



Students

Nutrition plays an important role in a child's readiness to learn, social behavior, and physical performance. The National School Lunch Program offers parents a convenient way to provide a nutritious lunch for their children at the lowest possible price. Studies show that proper nutrition improves a child's behavior, school performance, and overall cognitive development.

The School Breakfast Program helps ensure that children have the energy needed to start the school day. Many children are not ready to eat breakfast when they first wake up. Other children may have long commutes to school or long periods between breakfast at home and school lunch, making breakfast at school an important option. Research shows that children who have school breakfast eat more fruits, drink more milk, and consume a wider variety of foods than those who don't eat breakfast or have breakfast at home.

Afterschool snacks, served in conjunction with supervised education or enrichment activities after school, satisfy students' afternoon hunger with nutritious foods. Healthy snacks help children learn the importance of good nutrition all day and contribute to lifelong healthy eating patterns.

Our office is committed to continually improving children’s access to nutrition programs. Students in K-12 public and private schools, and those in residential facilities, are served by these programs:

- ✚ National School Lunch
- ✚ School Breakfast
- ✚ Special Milk
- ✚ Afterschool Snacks
- ✚ Summer Food Service

School Nutrition Programs

NUMBER OF PARTICIPATING SITES

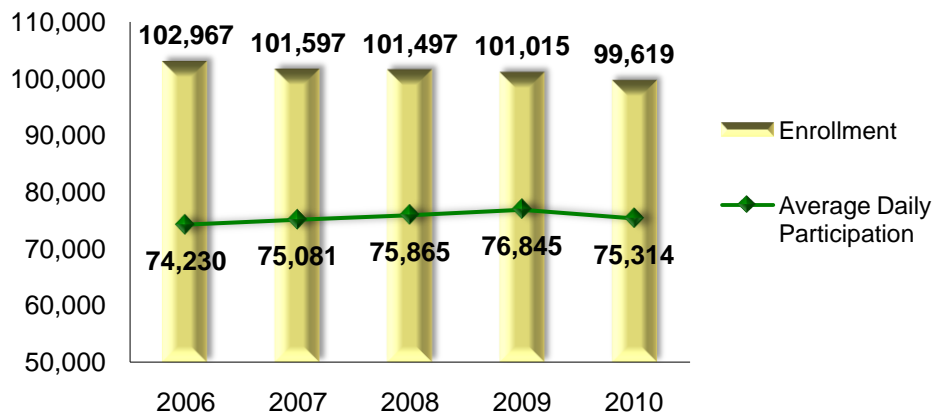
<u>Local Agency Type</u>	<u>NSLP</u>	<u>SBP</u>	<u>SMP</u>	<u>Afterschool Snacks</u>
Public School Sites	362	319	16	87
Private Schools	32	15	1	2
Residential Child Care	21	22	0	11
Summer Camps	0	0	17	0
.....				
Total	415	356	34	100

STUDENT PARTICIPATION

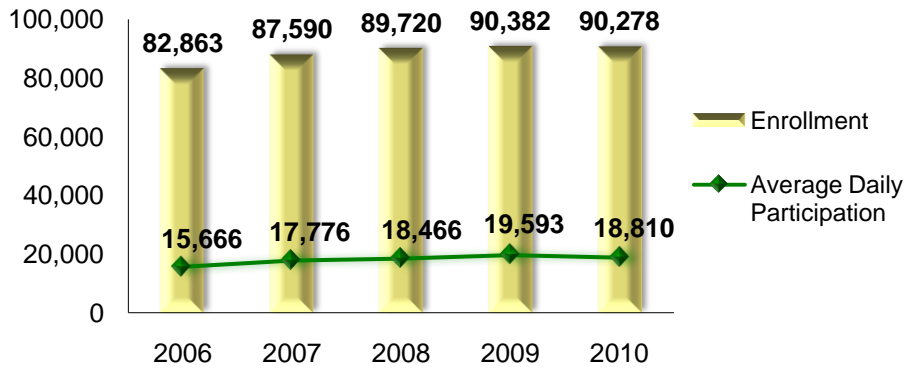
	<u>NSLP</u>	<u>SBP</u>	<u>Afterschool Snacks</u>
Enrollment	99,619	90,278	9,443
Average Daily Participation	75,314	18,810	2,659
Participation Factor	76%	20.8%	28.2%

AVERAGE DAILY PARTICIPATION

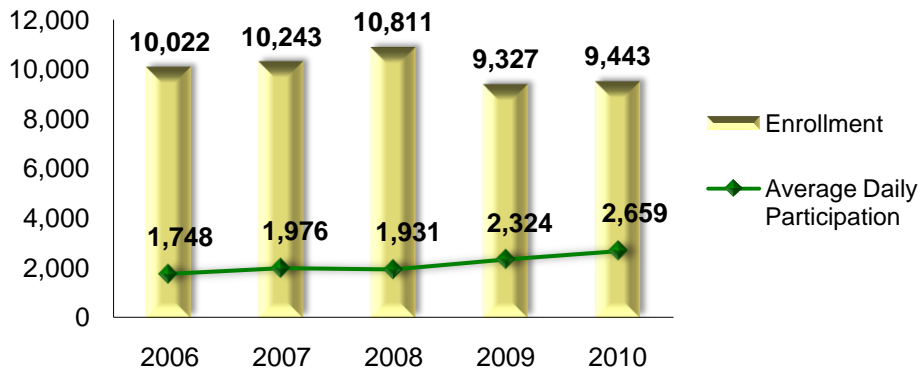
National School Lunch Program



School Breakfast Program

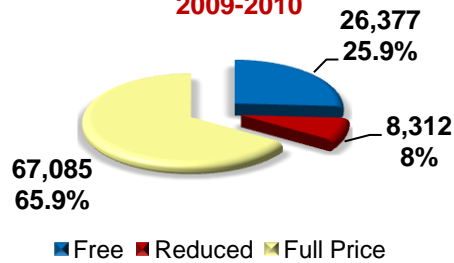


Afterschool Snacks

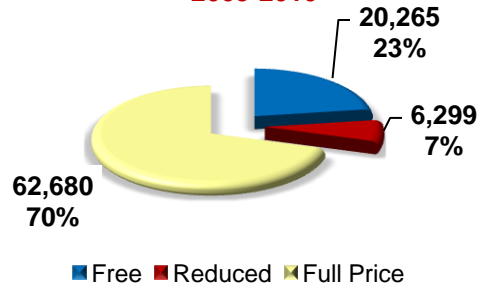


School nutrition programs provide a measure of food security for students whose homes have inadequate food supplies. Students meeting income eligibility guidelines may participate in the nutrition programs for free or at a reduced price.

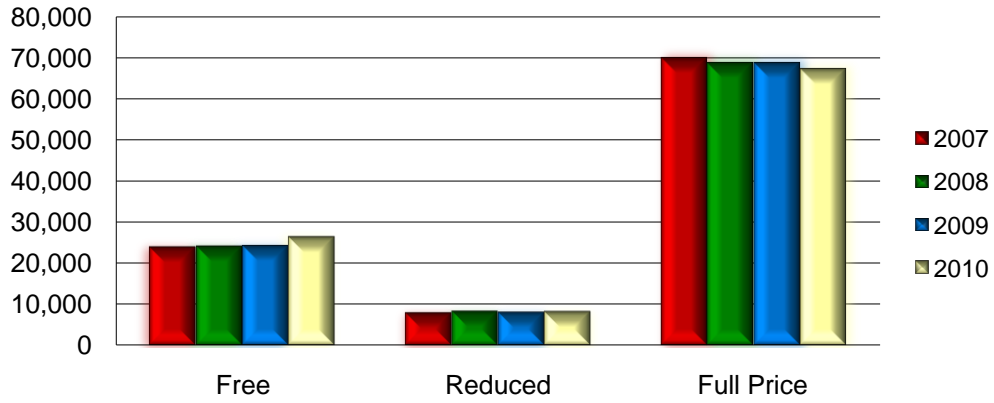
National School Lunch Program Eligibility 2009-2010



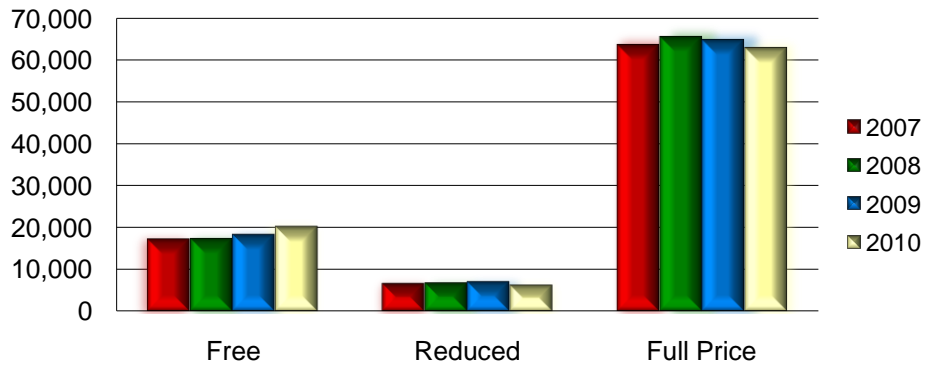
School Breakfast Program Eligibility 2009-2010



National School Lunch Program Historical Eligibility



School Breakfast Program Historical Eligibility



MEALS SERVED – 2009/10

<u>Breakfast</u>			<u>Lunch</u>		
Full Price	1,349,135	39%	Full Price	8,618,088	63%
Free	1,830,502	52%	Free	3,848,166	28%
Reduced Price	313,232	9%	Reduced Price	1,122,003	9%
<hr/>					
Total	3,492,869	100%	Total	13,588,257	100%
<i>Reimbursement</i>	3,765,491		<i>Reimbursement</i>	15,320,901	

<u>Snacks</u>			<u>Milk</u>		
Full Price	141,000	32%	Full Price	126,904	98%
Free	287,270	64%	Free	2,907	2%
Reduced Price	19,628	4%			
TOTAL	447,898	100%	TOTAL	129,811	100%
<i>Reimbursement</i>	Included in NSLP		<i>Reimbursement</i>	21,937	

<u>Summer Camp Milk</u>		
Full Price	97,341	100%
Free	0	0%
<hr/>		
TOTAL	97,341	100%
<i>Reimbursement</i>	16,496	

STATE LEVEL FUNDING TO SUPPORT SCHOOL NUTRITION

The Department of Public Instruction receives federal administrative funding for state level activities in the NSLP, CACFP, SMP, and commodity distributions for schools. The state is also required to match the federal reimbursement with state general funds.

STATE ADMINISTRATIVE EXPENSE (SAE)

	<u>2007</u>	<u>2008</u>	<u>2009</u>	<u>2010</u>
Federal SAE funds expended	\$598,970	\$601,398	\$638,462	\$648,544
State funds for administration	\$73,075	\$74,212	\$78,427	\$72,591
State funds for meals	\$568,603	\$581,564	\$579,319	\$598,906

NUTRITION QUALITY IN SCHOOL MEALS

North Dakota students benefit from high quality meals prepared by dedicated school foodservice professionals. Federal regulations require that reimbursable meals adhere to the *Dietary Guidelines for Americans* and provide adequate protein, vitamins, minerals, and calories.

The *2005 Dietary Guidelines for Americans* recommend eating more fiber from foods like fresh fruits and vegetables, whole grains, and legumes. School nutrition programs have begun implementing changes to meal and serving lines in order to offer more fiber. Many schools are offering salad bars with fresh fruits and vegetables every day. Fruits and vegetables have also been moved to the front of the serving lines. This practice encourages students to take more fruits and vegetables before their trays are full of other items.

Schools are offering whole grains including brown rice, granola, whole grain breads, and whole grain pasta. Many schools are incorporating whole wheat flour and oats into their baked goods. Some schools are experimenting with offering legumes once a week.

In response to the obesity epidemic, the *2005 Dietary Guidelines* also recommended offering food in age-appropriate serving sizes. Schools that previously offered seconds and thirds on the main entrée and milk are now encouraging students to take more fruits and vegetables instead. This practice will help increase the fiber in the menus and decrease fat and saturated fat.



SCHOOL COMPLIANCE WITH NUTRITION STANDARDS

Federal regulations limit fat in reimbursable meals to no more than 30 percent of calories from fat and 10 percent of calories from saturated fat. Over the years, calories from fat show a gradual decline.

	<u>% Calories/Fat*</u>	<u>% Calories/Saturated Fat*</u>
School Year 2005-06	31.0%	10.4%
School Year 2006-07	29.3%	9.0%
School Year 2007-08	28.9%	8.7%
School Year 2008-09	28.7%	8.5%
School Year 2009-10	30.0%	9.5%

**average of all menus analyzed*

North Dakota schools are monitored every five years for compliance with eleven nutrient standards. This year 60 percent of monitored schools met all of the standards.

<u>School Year</u>	<u>Percent of Monitored Schools</u>
2005-06	44.0%
2006-07	74.2%
2007-08	77.2%
2008-09	79.6%
2009-10	58.9%

Nutrients Monitored for Compliance
Calories
Protein
Calcium
Iron
Vitamin A
Vitamin C
Fiber
Total Fat
Sodium
Cholesterol
Saturated Fat

HEALTHIER US SCHOOL CHALLENGE, (HUSSC)

The Healthier US School Challenge (HUSSC) was established by USDA to recognize schools with exemplary nutrition programs that promote nutrition education and physical activity. Three levels of superior performance are awarded: Bronze, Silver, and Gold. Six North Dakota elementary schools have received the prestigious HUSSC award: Burlington/Des Lacs, Golva, Elgin, Washington and Jefferson in Valley City and West Elementary in West Fargo.

FRESH FRUIT AND VEGETABLE PROGRAM

The Fresh Fruit and Vegetable Program (FFVP) is a federally assisted program providing free fresh fruits and vegetables to students in participating elementary schools during the school day.

The FFVP began in 2004 and is administered at the state level by the Child Nutrition & Food Distribution programs-the same agency that administers the National School Lunch Program. Legislation in 2008 expanded the program to schools not previously authorized to participate in the program.

The program is geared towards elementary school with the highest proportion of free and reduced lunch enrollment, especially those at 50 percent and higher. Total enrollment of all schools selected in the state must result in a per-student allocation of \$50-\$75.

The goal of the FFVP is to improve children's overall diet and create healthier eating habits to impact their present and future health. The FFVP will help schools create healthier school environments by providing healthier food choices, expanding the variety of fruits and vegetables children experience, and increasing children's fruit and vegetable consumption.

The program runs from July 1 to June 30 each year. Applications to participate in the program must be completed yearly.

2008-2009

\$600,150 dollars were allocated to schools
57 schools participated
8,001 students received fresh fruit and vegetable snack

2009-2010

\$764,600 dollars were allocated
62 schools participated
10,224 students received fresh fruit and vegetable snacks

2010-2011

\$1,153,165 dollars were allocated
111 schools participated
19,834 students received fresh fruit and vegetable snacks



*FOOD THAT'S IN WHEN SCHOOL IS OUT:
THE SUMMER FOOD SERVICE PROGRAM*

When school lets out, millions of low-income children lose access to the school breakfast, lunches and afterschool snacks they receive during the regular school year. The Summer Food Service Program fills in this gap and provides free meals and snacks to children who might otherwise go hungry.

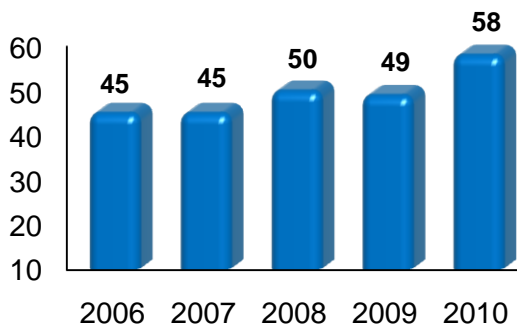
The Summer Food Service Program (SFSP) provides free meals and snacks to low-income children through age 18 when school is not in session. Most SFSP sites are open to all the children in the community. These open sites are eligible if the site is located in an area where at least 50 percent of the children are from households that would be eligible for free or reduced priced school meals.

Other SFSP sites serve free meals and snacks only to those children enrolled in their programs. These enrolled sites are eligible for federal funds to serve all the children enrolled in the program if at least 50 percent of the children enrolled qualify for free or reduced-price schools meals.

Meals served through the SFSP must meet federal nutrition standards. In addition, many SFSP sites provide not just meals, but educational enrichment and recreational activities that help children continue to learn and stay safe when school is not in session. The meals provided through the Summer Food Service Program act as a magnet to draw children to these activities.

At most sites in North Dakota, children receive either one or two meals per day. Residential camps and sites that serve children from migrant households may be approved to serve up to three meals or two meals and one snack per day.

Number of Participating Sites



SFSP Sponsor Types

Migrant	2
Camp	1
Government	1
School	25
Private Non-Profit	6
<u>Upward Bound</u>	<u>2</u>
TOTAL	37

SFSP PARTICIPATION

<u>Month</u>	<i>Average Daily Participation</i>					<u>Sponsors</u>	<u>Sites</u>
	<u>Breakfast</u>	<u>Lunch</u>	<u>Supper</u>	<u>Snacks</u>			
June	2428	2611	88	689		33	55
July	1995	2388	88	650		28	45
August	509	440	0	251		10	14

**Total number
of lunches served 108,785**

<u>Total Program Expenditures</u>	
Administrative Funding (local agency)	\$45,170
Meal Reimbursement	\$438,930

INFANTS AND YOUNG CHILDREN

Infants and young children are served primarily through the Child and Adult Care Food Program. The Child and Adult Care Food Program (CACFP) plays a vital role in improving the quality of child care and making it more affordable for many low-income families. The CACFP provides nutritious meals and snacks to children and adults being cared for at family child care homes, child care centers, Head Start programs, school-age child care sites, and adult care centers.

The CACFP benefits children and adults in many ways:

Participating programs provide meals according to the nutrition standards set by USDA, ensuring that children and adults receive balanced, nutritious meals and snacks.

Studies show that children in the CACFP receive meals that are nutritionally superior to those served to children in child care centers without the CACFP.

The CACFP can help start good nutrition habits early in life.

The CACFP resources and training support communities by supporting child care.

Research cites participation in the CACFP as one of the major factors influencing quality care.

The CACFP is key to good nutrition and quality, affordable child care, which allows children to develop fully, prepares children to enter school ready to learn, and helps working families work.

The CACFP is operated by public or private non-profit and private for-profit child care centers, afterschool programs, childcare homes, school programs, and other agencies. Public and private non-profit sponsoring organizations provide direct administration services for child care providers and are reimbursed for their administrative expenses.

Number of CACFP Meals Served Annually-Centers

	<u>2007</u>	<u>2008</u>	<u>2009</u>	<u>2010</u>
Breakfast	890,072	953,867	955,932	1,030,880
Lunch	1,115,819	1,175,766	1,174,663	1,266,135
Supper	46,271	46,871	44,018	43,959
Snacks	1,236,020	1,373,367	1,391,154	1,506,773
Total	3,288,182	3,549,871	3,565,767	3,847,747

Number of CACFP Meals Served Annually-FCCH Sponsors

	<u>2007</u>	<u>2008</u>	<u>2009</u>	<u>2010</u>
Breakfast	1,774,741	1,778,343	1,723,487	1,725,462
Lunch	1,962,942	1,935,951	1,851,770	1,836,264
Supper	138,039	127,636	115,308	101,905
Snacks	2,312,392	2,294,241	2,194,500	2,168,115
Total	6,188,114	6,136,171	5,885,065	5,831,746



NUMBER OF AGENCIES PARTICIPATING IN THE CACFP

	<u>Public</u>	<u>Private</u>
Military	2	2
Tribal	1	3
Centers	26	47
Head Start	6	5
Family Child Care Sponsors	1	5

FAMILY CHILD CARE SPONSORS

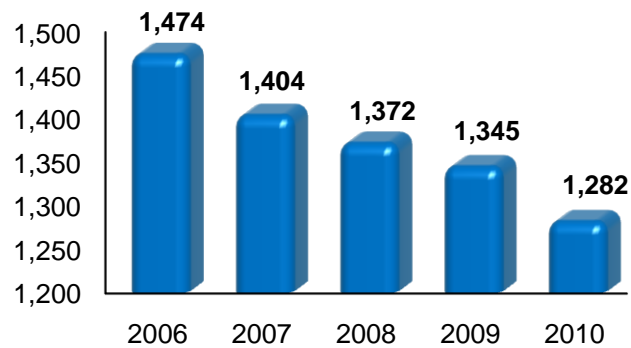
Private

	<u>Homes</u>
Heartland Child Nutrition, Inc. (Bismarck)	536
Southeast ND Community Action Agency (Fargo)	258
AmeriKids, Inc. (Grand Forks)	99
Dakota Prairie Community Action Agency (Devils Lake)	48
NDC, Inc. (Minot)	283

Public

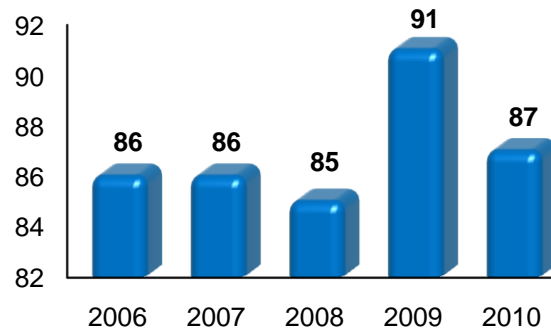
ABC Child Care (Minot & Grand Forks Air Force Bases)	26
--	----

Number of Participating Homes



Total reimbursement for meals FY 09-2010....\$6,291,915

Number of Participating Center Sponsors



Total reimbursement for meals FY 09-2010.....\$2,821,401

HOUSEHOLDS

The household food distribution programs play a significant role in improving the nutritional status and food security of individuals. USDA foods are provided in household-sized packages and include vegetables and fruits, grains and cereals, meat and meat alternates, milk products, and staple foods. USDA foods are intended to supplement the foods purchased by individuals and households.

Three USDA food assistance programs are available to income-eligible households:

-  Food Distribution Program on Indian Reservations (FDPIR)
-  The Emergency Food Assistance Program (TEFAP)
-  Commodity Supplemental Food Program (CSFP)

Food Distribution Program on Indian Reservations (FDPIR)

Participants in the FDPIR receive foods that are available as a monthly package. In fiscal year 2010, an average of 4595 people participated in the FDPIR each month. The typical FDPIR food package for a one-person household had a USDA value of \$51.59.

Previously known as the Needy Family Program, this is the oldest of the USDA Food and Nutrition Service programs, going back to the Great Depression of the 1930s.

The Emergency Food Assistance Program (TEFAP)

USDA foods are distributed to food pantries across the state under TEFAP. Great Plains Food Bank of Fargo and regional community action agencies are responsible for local administration of the program.

TEFAP provides financial assistance for the statewide distribution of non-USDA food items to food pantries. The CNFD office also has a cooperative arrangement with Great Plains Food Bank of Fargo to support the distribution of non-USDA food donated by the food industry.

<u>Region</u>	<u>Agency</u>	<u>Office</u>	<u>Food Pantry Sites Served</u>
I	Community Action and Development	Williston	4
II	Community Action Opportunities	Minot	14
III	Dakota Prairie Community Action	Devils Lake	7
IV	Red River Valley Community Action	Grand Forks	9
V	Southeastern ND Community Action	Fargo	13
VI	Community Action Region VI	Jamestown	23
VII	Community Action Region VII	Bismarck	12
VIII	Community Action & Development	Dickinson	14

Commodity Supplemental Food Program (CSFP)



The CSFP provides a monthly food package to people with limited incomes, mainly the elderly. The program serves seniors age 60 and older who are at or below 130 percent of the poverty level. The program works to improve the health of seniors by supplementing their diets with nutritious USDA foods. It provides food and administrative funds to states to supplement the diets of these groups. Attention must be given to the nutritional needs of the growing number of elderly citizens in North Dakota.

On average, 2,677 seniors participated monthly in the CSFP in fiscal year 2010. The average USDA value of a CSFP food package is \$15 per month per person. The USDA value is generally one half of retail value.



USDA FOOD DISTRIBUTION PROGRAMS

The distribution of USDA foods serves two purposes:

-  To strengthen the nutrition health of participating persons
-  To strengthen American agriculture

In addition to households receiving USDA foods through the FDPIR, TEFAP, and CSFP, children from infancy through teen years are also participants through school, child care, and summer programs that receive USDA food assistance.

School USDA Food Distribution Program (SCH)

Schools participating in the National School Lunch Program receive a variety of USDA foods in institutional sizes. USDA foods must be of domestic origin, and nearly 60 percent of the food purchased for the Child Nutrition Programs by USDA must be determined by the Department to be in surplus at the time of purchase. USDA foods are intended to supplement the foods purchased by foodservice personnel.

Each school receives an entitlement amount which is based on the current per meal rate from USDA multiplied by 180 days multiplied by each school's average daily participation (ADP) from October of the previous year. Schools use their entitlements to purchase USDA foods that are offered by CNFD.

During Fiscal year 2009-2010, the USDA per meal rate was \$.195 cents, which gave North Dakota an entitlement of \$2,742,568.

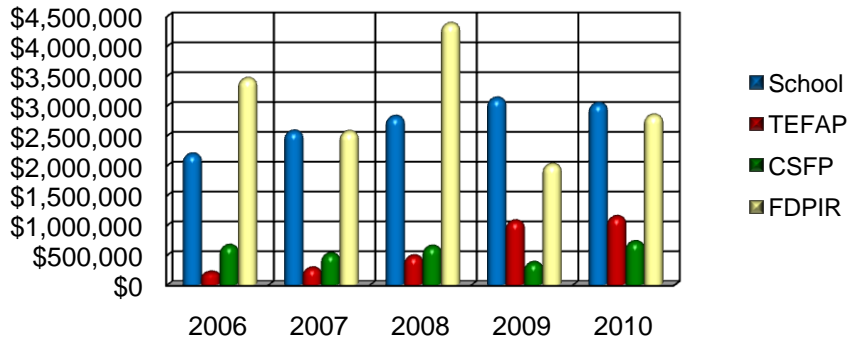
Child and Adult Care Commodity Program (CACFP)

Like the school USDA food distribution program, child care centers who participate in the Child and Adult Care Food Program are eligible to receive institutional-sized USDA foods. Unlike schools, child care centers who participate have the option of accepting USDA foods or cash-in-lieu of USDA foods. Entitlement for fiscal year 2010 was \$7,576 with one North Dakota child care center participating in the program. The total amount of cash-in-lieu paid to CACFP centers in 2010 was \$248,497.57.

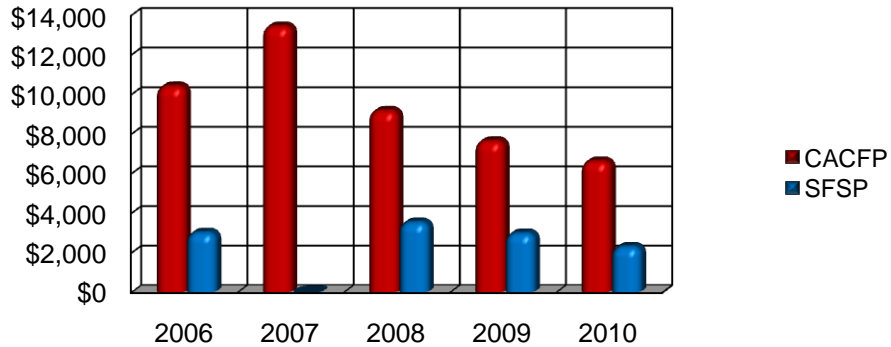
Charitable Institution Commodity Program (CI)

Participants that are eligible to receive USDA food under this program must be public institutions or non-profits organizations that provide meal service on a regular basis and operate in the same place without marked changes such as emergency shelters, soup kitchens, hospitals, retirement homes, elderly nutrition projects, and adult correctional institutions that conduct rehabilitation programs for a majority of inmates. USDA foods available for this program are bonus items from USDA.

USDA Commodity Purchases Over \$100,000



USDA Commodity Purchases Under \$100,000



USDA FOOD DISTRIBUTION FACTS

VALUE OF FOOD DISTRIBUTED IN FISCAL YEAR 2010 (Includes bonus USDA foods)

<u>Local Agency Type</u>	<u>Value</u>
CACFP	\$11,955
Charitable Institutions	\$22,473
CSFP	\$775,956
FDPIR	\$2,728,123
Schools	\$3,137,647
SFSP	\$10,019
TEFAP	\$1,187,875
<hr style="border-top: 1px dashed black;"/>	
TOTAL DISTRIBUTED	\$7,874,048

WAREHOUSE AND DISTRIBUTION COSTS

The CNFD office contracts with a privately owned North Dakota business to warehouse and transport USDA foods. Warehousing and transportation costs are supported by local and federal funds. During fiscal year 2010, the cost to warehouse and distribute food statewide was:

✚ Warehousing	\$288,171
✚ Transporting (includes fuel surcharge)	\$310,138

NORTH DAKOTA USDA FOODS

USDA purchases various North Dakota products for nationwide distribution in the USDA food distribution programs. In fiscal year 2010, these products were:

<u>Product</u>	<u>Pack Size</u>	<u>Quantity Purchased (pounds)</u>	<u>Total Value</u>
Whole grain rotini, pasta	20 lb.	392,000	\$133,369.60
Whole grain rotini, pasta	20/1 lb.	102,000	\$39,290.40
Rotini, pasta	20 lb.	56,000	\$17,740.80
Whole grain macaroni, pasta	20 lb.	560,000	\$184,932.00
Macaroni, pasta	24/1 lb.	4,569,600	\$1,580,975.54
Macaroni, pasta	20 lb.	120,000	\$36,444.00
Whole grain spaghetti, pasta	20 lb.	2,040,000	\$717,152.00
Spaghetti, pasta	12/2 lb.	8,486,400	\$2,497,062.01
Spaghetti, pasta	20 lb.	600,000	\$170,400.00
Frozen oven potato	6/5 lb.	1,425,600	\$636,556.80
Frozen potato rounds	6/5 lb.	3,801,600	\$1,613,238.00
Bulk fresh potatoes	Bulk	4,720,000	\$476,920.00
Sunflower Butter	6/5lb.	554,400	\$803,916.96
Totals		27,427,600 lbs.	\$8,907,998.11

NUTRITION PROFESSIONALS

The professionals who plan and prepare nutritious meals and snacks have a profound impact on the children they serve. The CNFD office supports these individuals by providing training for the multitude of skills needed to manage a nutrition program. Professional development activities include:

- ✚ *Pathways to a Quality Foodservice* training series
- ✚ “Master Pathways” for those who completed the *Pathways* series
- ✚ Directions newsletter for school nutrition personnel
- ✚ Round Up newsletter for child care personnel
- ✚ One-on-one consultations
- ✚ Mentoring program
- ✚ Site visits
- ✚ Access to a lending library
- ✚ Back-to-School workshops

The *Pathways to a Quality Foodservice* series of courses is the centerpiece of training for nutrition professionals. In 2009-10:

- ✚ 16 Pathways courses were held.
- ✚ 163 nutrition professionals attended training.
- ✚ 10 Recognition pins were awarded for completing one of three levels of training.

Currently, 86 child nutrition professionals have completed all 11 courses in the *Pathways* training series, making them eligible to attend “Master Pathways” training sessions.

SCHOOL AND PROGRAM ADMINISTRATORS

Our office strives to provide the best possible customer service to local school program administrators. Assistance is available through:

- ✚ Site visits
- ✚ Formal training
- ✚ Administrative Update newsletter
- ✚ Interactive web site
- ✚ Telephone and email consultation

Our staff works hard to provide leadership and new ideas in program administration, nutrition, and other areas. This is done in order to expand and improve operations at all levels. We take this leadership role very seriously.



HEALTHY SCHOOLS

Team Nutrition

Team Nutrition (TN) is a USDA initiative to support Child Nutrition Programs through training and technical assistance for foodservice, nutrition education for teachers, children and their caregivers, and school and community support for healthy eating and physical activity. Team Nutrition's goal is to improve children's lifelong eating and physical activity habits by using the principals of the *Dietary Guidelines for American* and *MyPyramid*. More information on TN available and several resources are available on the TN website at www.teamnutrition.usda.gov.

Team Nutrition funding to states is received through competitive USDA grants. North Dakota Child Nutrition Programs has a long history of receiving TN grants since they were first offered in 1995. Twelve grants totaling over 2.1 million dollars from 1995 through 2011 have supported the development of extensive services in nutrition education and foodservice training.

The USDA TN grant awarded to North Dakota for 2010-2011 will be completed in September 2011 and had two major goals:

1. To increase student acceptance and consumption of fresh fruits and vegetables by providing nutrition education and promotion projects.
2. To provide teaching materials to be used to supplement and/or enhance the MyPyramid and MyPyramid for Kids materials available free from USDA.

To achieve the goals and objectives for the TN 2009-2011 grant the following activities were implemented during the 2009-2010 grant year:

- ✚ The teacher newsletter, Nutrition News for Teachers, was developed and distributed in March of 2011. It was done with the ND School Nutrition Association and the ND Dietetic Association as collaborative partners.
- ✚ A graduate credit teacher in-service was offered in June, 2010.
- ✚ Eighty three schools received TN mini-grant funds to purchase updated nutrition education materials to supplement and/or enhance the *MyPyramid* and *MyPyramid for Kids* nutrition education materials.
- ✚ The Regional Education Association that has a Coordinated School Health Coordinator was awarded a TN grant to provide food service staff workshops and to promote healthy eating for students.
- ✚ Two workshops were held to train school teams on the HealthierUS School Challenge criteria. Technical assistance is provided as they work toward a bronze, silver, gold, or gold of distinction certification award.

REIMBURSEMENT RATES 2009-2010

SCHOOL NUTRITION PROGRAMS

	<u>NSLP Reimbursement</u>	<u>SBP Reimbursement</u>	<u>Snack Reimbursement</u>
Free	\$2.68	\$1.46	\$.74
Reduced Price	\$2.28	\$1.16	\$.37
Full Price	\$.25	\$.26	\$.06

SUMMER FOOD SERVICE PROGRAM

Meal Reimbursement

Breakfast	\$1.68
Lunch/Supper	\$2.94
Snacks	\$.68

Administrative Reimbursement

Rural Self-Preparation Site

Breakfast	\$1.675
Lunch/Supper	\$.3075
Snacks	\$.0825

Other Sites

Breakfast	\$1.325
Lunch/Supper	\$.2550
Snacks	\$.0650

CHILD AND ADULT CARE FOOD PROGRAM

CHILD AND ADULT CARE CENTERS

	<u>Paid</u>	<u>Reduced Price</u>	<u>Free</u>
Breakfast	\$.26	\$1.16	\$1.46
Lunch/Supper	\$.25	\$2.28	\$2.68
Snacks	\$.06	\$.37	\$.74

FAMILY CHILD CARE HOMES

	<u>Tier I</u>	<u>Tier II</u>
Breakfast	\$1.19	\$.44
Lunch/Supper	\$2.21	\$1.33
Snacks	\$.66	\$.18

FCCH Sponsor Administrative Reimbursement

Per home, per month

1-50 Homes	\$100
Next 150 Homes	\$76
Next 800 Homes	\$60
Additional Homes	\$52

In accordance with Federal law and U.S. Department of Agriculture policy, this institution is prohibited from discriminating on the basis of race, color, national origin, sex, age or disability. (Not all prohibited bases apply to all programs.)

To file a complaint of discrimination, write USDA, Director, Office of Civil Rights, Room 326-W, Whitten Building, 1400 Independence Avenue, SW, Washington, D.C. 20250-9410, or call (202) 720-5964 (voice and TDD). USDA is an equal opportunity provider and employer.