

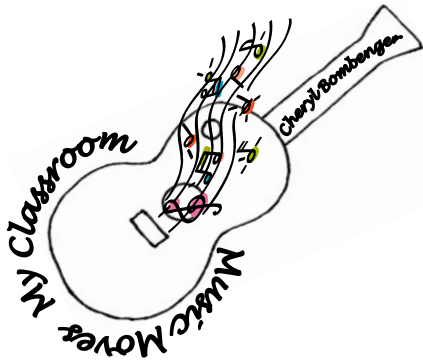
T.A.D.A.

Teaching Activities Done Aesthetically

Part of the:

Music Moves My Classroom Series

Music



In The

Math Classroom

Primary

Cheryl and Ashly Bombenger

North Dakota Title I and Special Education Conference 2009

T.A.D.A.

Equal Means Equality

Equal means equality
 Equal means the same
 Put two together, then name its parts
 Though equal, they remain
 7 on this side, 7 on that
 Look at the parts
 Equal's where it's at
 Equal means equality
 Equal means the same!

$$4 + 7 = \underline{\quad} + 1$$

$$11 = \underline{10} + 1$$

$$11 = 11$$

Telling Time

Look at the little hand
 SAY the little hand
 What it's after not before
 12 + 12 is 24
 The big hand counts the minutes
 By 5s and then by ones
 5, 10, 15, 20
 One more is 21.

Flats, Rods, and Units

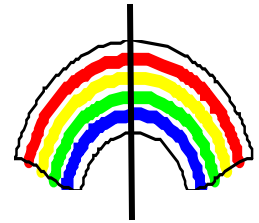
Flats, rods, and units
 Flats, rods, and units
 Flats, rods, and units
 Are a number I read!
 Hundreds, tens, and ones
 Hundreds, tens, and ones
 Hundreds, tens, and ones
 Tell me the number indeed.

Expanding Numbers

When you expand, count how many numbers
 When you expand, count how many numbers
 When you expand, count how many numbers
 And put a plus in between!
 When you expand, count how many zeros
 When you expand, count how many zeros
 When you expand, count how many zeros
 And put a plus in between.
 When you expand, put the number plus the zeros
 When you expand, put the number plus the zeros
 When you expand, put the number plus the zeros
 And put a plus in between.

Symmetry

Symmetry, divide in half
 Symmetry, each side the same
 Symmetry, divide in half
 Symmetryis the name.
 Repeat



Journaling: Expand on the value of the songs: Place the song along with work space and/or journaling lines. Sing the song, talk through what the song means, and write and explain the concept with words. The song will serve as a guideline to what the children can write, and have the spelling right there for them. A problem may be incorporated within the journaling or in a separate workspace.

Math Happenings: Have parents and students work together creating their own problems within the real world related to the math world. 3 areas: 1.Question 2. Explanation in words 3. Work through the problem and label it.

Cheryl Bombenger

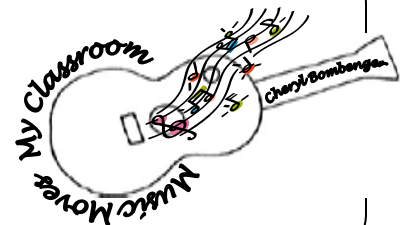
www.musicmovesmyclassroom@yahoo.com ...e-mail

Educational Blogs:

aginmyclassroom.blogspot.com

musicmovesmyclassroom.blogspot.com (class)

T.A.D.A.



T.A.D.A.

First You...

First you add the ones column
 The ones column
 The ones column
 First you add the ones column
 And add it right now!

Next you add the tens column
 The tens column
 The tens column
 Next you add the tens column
 Now add it right now!

Counting By 2's

2,4,6,8,10
 12,14,16,18,20
 Counting by 2's
 Counting by 2's
 2,4,6,8,10!
 An even number at the end!

Counting By 5's

5,10,15,20,25,30,35,40
 45,50,55,60,65,70,75,80
 Counting, counting, counting by 5
 Counting, counting, I'm coming alive.

Word Problems

Read the problem
 Highlight what's important
 Focus on the question
 Write a number sentence
 Think and draw it through
 Think and draw it through
 Then Label It!
 Label It!
 Label cats, or dogs, or fish, or frogs
 Label, then you're through.

Worry Warts

EEK!
 Can only have 9
 Can only have 9
 Can only have 9 in the ones
 One more than 9
 One more than 9
 Trade in for a 10 stick
 It's fun.

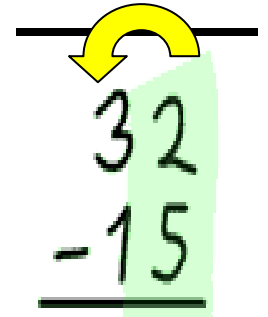
Subtracting With Borrowing

"Can't Do It"
 So I say "Hello, Mr. 6 in the
 hundreds column.
 May I please borrow just
 one of your hundreds?"
 And he says....
 But of course darling....So~



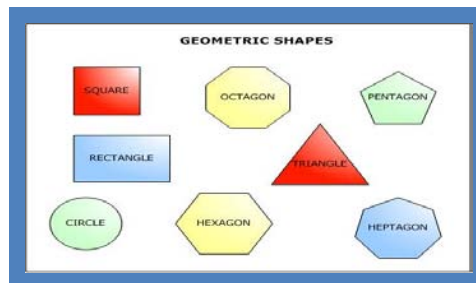
Little Mouth is less than
 It's less than the number you know
 Little Mouth is less than
 Count'em it will show!

Big Mouth is greater than
 It's greater than the number, you
 see
 Big Mouth is greater than



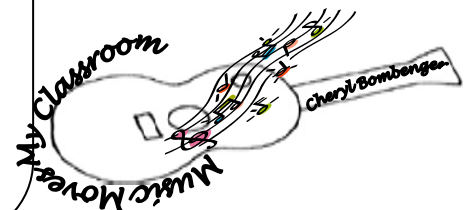
Rounding

When rounding to the tens
 "Underline the tens!"
 When rounding to the tens
 Look to the ones
 And put it on, put it on
 If it's 5 or above
 Move the ten up
 Move it up! Move it up!
 If it's 4 or below,
 The ten stays as so
 Stays as so! Stays as so!
 Now the ones are done
 They've had some fun
 Zero up!
 Zero up!
 ...When rounding to the
 hundreds, look to ...



Geometric Shapes

Rectangles, and there's squares
 Triangles everywhere
 Circles, and there's ovals
 Geometric shapes!
 Trapezoids and hexagons
 Octagons and pentagons
 Crescents and stars
 Geometric shapes!
 Pyramids, and spheres
 Cones and prisms too
 Cylinders fill our world
 3 dimensional for you!



T.A.D.A.

Teaching Activities Done Aesthetically

Morning Meeting

Calendar –Time - Seasons

There's...24 hours in a day

7 days in a week

60 minutes in an hour

52 weeks in a year to keep.

52 weeks to keep me happy

12 months till I'm older too

30 days or 31, in a month

4 seasons to get me through!

Writing Teen Numbers

I'm a teenager 13

And I start with "1" 14

I'm a teenager 15

Not 10, 11, 12, or 101 16

I'm 17, 17 17

17 and I'm on the scene 18

I'm a teenager 19

And I start with "1"!

Tap Counting

Tap up the number

Tap on my knees

Tap up the numeral "2"

Yes, tapping's for me!

It's counting up more numbers

It's counting up more ????

Tap up and count the numbers

Maybe 2 or may be 3!

If You Know

If you know $6 + 6$ is 12

If you know $7 + 7$ 14

If you know $8 + 8$ is 16

Then the answers are easily seen.

$6 + 7$ just one more

$6 + 5$ one less

$6 + 8$ just add on two

And figure what works best!

Place Value

Ones, tens, and hundreds

Ones, tens, and hundreds

Ones, tens, and hundreds

And the comma says:

Thousands!

Thousands, ten-thousands, hundred-thousands

Thousands, ten-thousands, hundred-thousands

Thousands, ten-thousands, hundred-thousands

And the comma says:

Millions!



Fahrenheit (John Jacob)

Fahrenheit is the way to measure temp

Whether it's hot or cold

Degrees tell you the score

On the equator it soars

Fahrenheit is the way to measure temp.

32 is the freezing point, that's cold

212 is the boiling point, I'm told

The wind chill makes it bad

Missing recess makes me sad

32 is the freezing point, that's cold!

65 is a beautiful spring day

When it's 85, in the summer how I play

I swim, and bike, and run

It's always rather fun

Oh, 65 is a beautiful spring day.



"Line'em Up"

Line'em up

Line'em up in the ones

Line'em up!

Line'em up

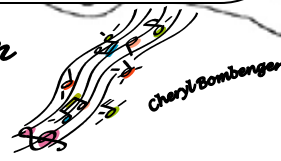
Line'em up

Line'em up in the ones

Line'em up!

$$\begin{array}{|c|c|c|c|}
 \hline
 5 & 9 & 1 & \\
 \hline
 + & 2 & 7 & 4 \\
 \hline
 & & & 5 \\
 \hline
 \end{array}$$

Music Moves My Classroom



Cheryl Bombenger

T.A.D.A.

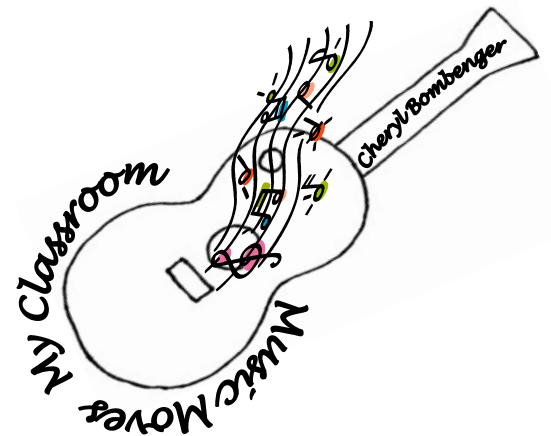
Teaching Activities Done Aesthetically

Part of the:

Music Moves My Classroom Series

Music

In The



Math Classroom

Intermediate

Cheryl and Ashly Bombenger

North Dakota Title I and Special Education Conference 2009

T.A.D.A.

Multiplying Fractions

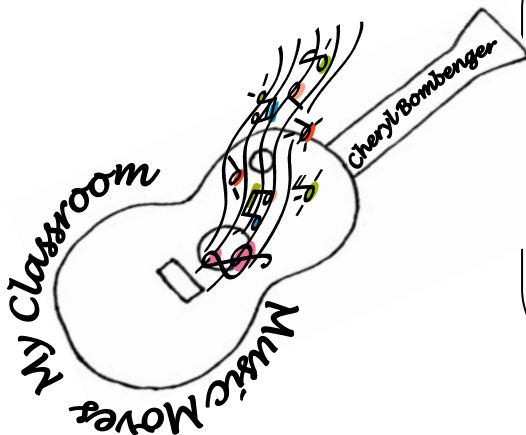
When you multiply fractions
 You multiply the top (numerators)
 Then multiply the bottom (denominators)
 Just multiply, don't stop!
 Now you have a fraction, ask
 "How low can you go?"
 Or is it improper?
 Change it, you know
 How low can you go?

$$3 \times \frac{3}{4} = \frac{9}{4}$$

$$\frac{3}{1} \times \frac{3}{4} = \frac{9}{4}$$

$\frac{4}{1}$ $\frac{1}{4}$ > These fractions are examples of **RECIPROCAL**

4/1's reciprocal is $\frac{1}{4}$
 1/4's reciprocal is $\frac{4}{1}$



Decimals (place value)...echo song
 There are no "ones"
 In the "Spitting Zone?"
 Because 'one's a whole'
 There, it's not at home.
 tenths, hundreds, thousandths
 No commas to be found
 In the "Spitting Zone"
 Zero Up, Count Up, Count Down!

Fractions: Mixed Fraction To A Fraction

"Whole" times the "D"
 Then add the "N" on
 Put it o'er the "D"
 The mixed number's now gone!

$$2 \frac{1}{2} = \frac{5}{2}$$

Reciprocals

Up...side down
 Yes, turn it all around!
 A "reciprocal," a fraction
 It's up-side down!

Dividing Fractions

Uh-uh
 You've got to multiply the reciprocal!
 Uh-uh
 You've got to multiply the reciprocal!
 Uh-uh
 You've got to multiply the reciprocal!
 Uh-uh! Uh-uh! Uh-uh!

2.145

Journaling: Expand on the value of the songs: Place the song along with work space and/or journaling lines. Sing the song, talk through what the song means, and write and explain the concept with words. The song will serve as a guideline to what the children can write, and have the spelling right there for them. A problem may be incorporated within the journaling or in a separate workspace.

Math Happenings: Have parents and students work together creating their own problems within the real world related to the math world. 3 areas: 1. Question 2. Explain with words 3. Work through the problem and label it.

T.A.D.A.

Liquid Measurement

1 cup...1 pint... 1 quart

½ gallon and a gallon



1 cup...1 pint... 1 quart


½ gallon and a gallon



1 pint = 2 cups

1 quart = 2 pints

1 quart = 4 cups



1 cup...1 pint... 1 quart

½ gallon and a gallon

1 cup...1 pint... 1 quart

½ gallon and a gallon

2 quarts = ½ gallon

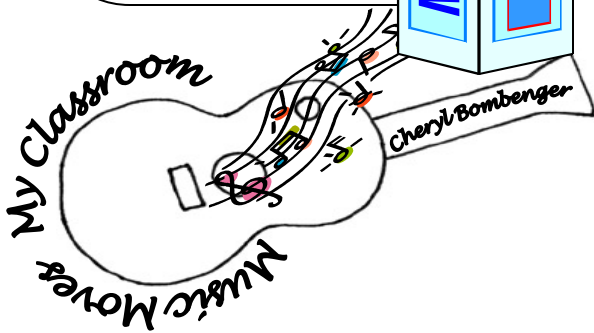
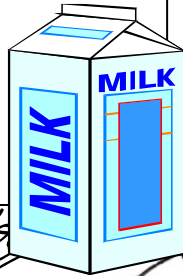
4 quarts = a gallon

1 cup...1 pint... 1 quart

½ gallon and a gallon

1 cup...1 pint... 1 quart

½ gallon and a gallon



Tools To Measure

Ruler, scale, thermometer, measuring cup

Ruler, scale, thermometer, measuring cup

Ruler, scale, thermometer, measuring cup

Tools to measure different things.

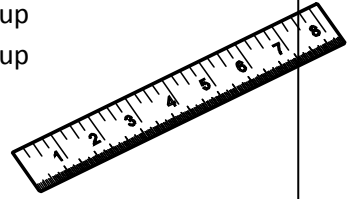


Ounces, pounds

Inches, feet

Degrees, cups, quarts,

Measuring's sweet.

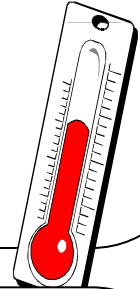


Ruler, scale, thermometer, measuring cup

Ruler, scale, thermometer, measuring cup

Ruler, scale, thermometer, measuring cup

Different units, each one brings.



Perimeter

Side + side + side + side

Perimeter

Side + side + side + side

Perimeter!

Side + side + side + side

Perimeter

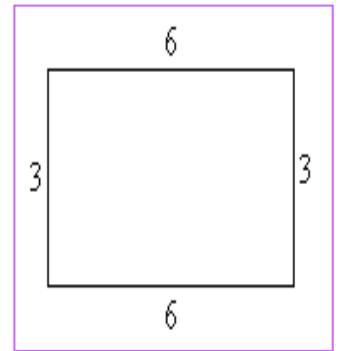
Side + side + side + side

Perimeter!

Side + side

Side + side

Distance 'round each shape.



Square Units

Square units

Square units

Help you find the area

Square units

Square units

The number of squares that cover the shape

Square inch ~ Square foot

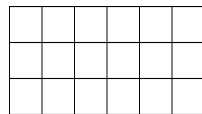
Square yard ~ Square mile

Square units everywhere

Square units

Square units

Help you find the area.



Congruent

They may be congruent

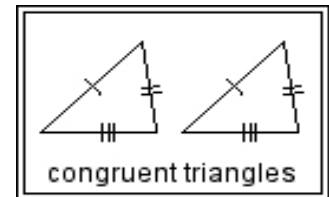
Congruent, I'd say

Same size and shape

Congruent all the way

Take a look! Take a look!

Take a look! Congruent!



Solid Shapes

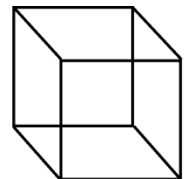
Faces, edge, and vertices

On solid shapes

These things I see

Faces, edge, and vertices

Some have one, and some have three.



T.A.D.A.

Adding Fractions (With Same Denominators)

When the denominators are the same, "they remain"
Then add the numerators and play the fraction game.

$$\frac{2}{6} + \frac{3}{6} \leftarrow$$

Fractions ~ Add, Subtract, or Compare

The denominator has to be the same

When you add, subtract, compare

Fractions in our "fraction world"

There's fractions everywhere!

How many times in "24"?

Times that, ~ times the number on the top

Then add, subtract, or compare
My brain just can't be stopped!

$$\begin{array}{r} 3 \\ \hline 8 \\ 6 \\ \hline 24 \end{array}$$

Dividing

How many groups of 3 in 1 $3 \overline{)156}$

Can't do it!

Can't do it!

...Now, what do we do?

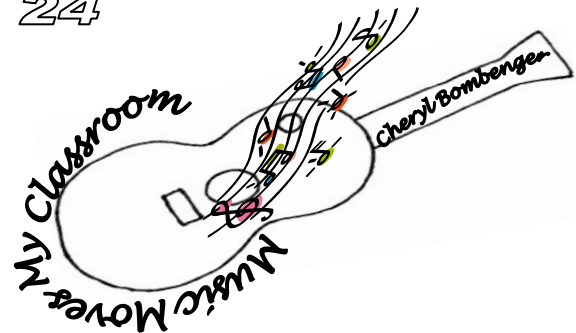
No answer goes on the top!

Divide two numbers

Not one, don't stop!

Put your answer in the second place

With nothing in the first little space.



Polygons

Polly, want a cracker

Poly-poly-gon!

A figure with "closed sides"

Polly is right on!

Line segments every where

Just "close them" and you'll see

Polygons are every where

So many polygons for me!



Triangles

A triangle is 3 sided polygon

Hey-La-Hey La...180 degrees!

Refrain

An equilateral, has 3 sides with equal length

Hey-La-Hey-La... Equilateral!

Refrain

An isosceles triangle, has 2 sides with equal length

Hey-La-Hey-La... Isosceles!

Refrain

An acute triangle, has 3 acute angles

Hey-La-Hey-La... It's so acute!

Refrain

A scalene triangle, has 3 sides with different lengths

Hey-La-Hey-La...Scalene triangle!

Refrain

An obtuse triangle, has one obtuse angle

Hey-La-Hey-La... more that 90 degrees!

Refrain



Hey- a triangle!
Hey-180 degrees!
Hey- A polygon!
A three-sided
polygon for me!

Adding Fractions With Different "D's"

When adding fractions with different "D's"

Just find the "LCD," the lowest one please!

"D" into the number

Then times the "N"

Put it on top, and start all over again.

$$\begin{array}{r} 2 \frac{3}{4} \\ + 5 \frac{5}{6} \\ \hline \end{array} = \begin{array}{r} 2 \frac{9}{12} \\ + 5 \frac{10}{12} \\ \hline \end{array}$$

fraction should be reduced or renamed

T.A.D.A.

Teaching Activities Done Aesthetically

Worry Warts

EEK!

Can only have 9

Can only have 9

Can only have 9 in the ones

One more than 9

One more than 9

Trade in for a 10 stick

It's fun.

Subtracting With Borrowing

"Can't Do It, Can't Do It,

Uh-Uh, I Can't Do It!"

So I say "Hello, Mr. 3

.... in the tens column.

May I please borrow just one of
your hundreds?"

And he says....

"But of course darling"So~ I
borrow the 3and talk it through.



Word Problems

Read the problem

Highlight what's important

Focus on the question

Write a number sentence

Think and draw it through

Think and draw it through

Then Label It!

Label It!

Label cats, or dogs,

or fish, or frogs

Label, then you're through.

Rounding

When rounding to the tens

Look to the ones

And put it on, put it on

If it's 5 or above

Move the ten up

Move it up! Move it up!

If it's 4 or below,

The ten stays as so

Stays as so! Stays as so!

Now the ones are done

They've had some fun

Zero up!

Zero up!

...When rounding to the
hundreds, look to ...

Expanding Numbers

When you expand,

Count how many numbers

When you expand

Count how many numbers

When you expand

Count how many numbers

And put a plus in between!

When you expand, count how
many zeros

When you expand, count how
many zeros

When you expand, count how
many zeros

And put a plus in between.

When you expand, put the
number plus the zeros

When you expand, put the
number plus the zeros

When you expand, put the
number plus the zeros

And put a plus in between.

Groups of...Multiplication

There's 3 groups of 6

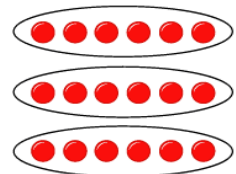
3 groups of 6

Put 3 groups together

In any kind of weather

There's 3 groups of 6.

3 x 6



Cheryl Bombenger

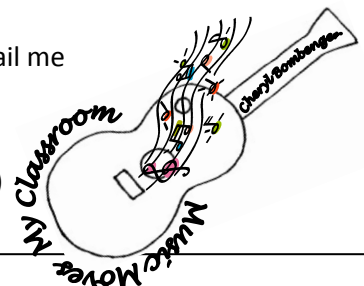
www.musicmovesmyclassroom@yahoo.com ...e-mail me

Educational Blogs:

aginmyclassroom.blogspot.com

musicmovesmyclassroom.blogspot.com (class)

T.A.D.A.



T.A.D.A.

How Many Groups?

Division

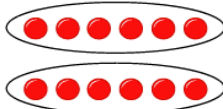
How many groups of 6 in 12?

How many groups of 6 in 12?

How many groups of 6 in 12?

There's 2 groups of 6!

$$6 \overline{) 12}$$



Prime Numbers

Only one and the number itself

Can go into the number

Repeat 3 times

No other number

But one and itself

Can go into the number.

Are "Prime Numbers!"

Prime
Numbers

1	2	3	4	5	6	7	8	9	10
11	12	13	14	15	16	17	18	19	20
21	22	23	24	25	26	27	28	29	30
31	32	33	34	35	36	37	38	39	40
41	42	43	44	45	46	47	48	49	50
51	52	53	54	55	56	57	58	59	60
61	62	63	64	65	66	67	68	69	70
71	72	73	74	75	76	77	78	79	80
81	82	83	84	85	86	87	88	89	90
91	92	93	94	95	96	97	98	99	100

One Whole

If the top and the bottom are the same

Then it's 1!

If the top and the bottom are the same

Then it's 1!

If the top and the bottom are the same

Then it's 1

Just look at the fraction

And have some fun.

$$10/10 = 1$$

1 Dime Is 10 Pennies

1 dime is 10 pennies

1 dime is 10 pennies

1 dime is 10 pennies

10 pennies!

10 pennies!



Dime



to Penny

Estimate

If I say *about*

That would be a guess

If I say *about*

If could be more or less

If I say *about*

I'd estimate I would...

I'd guess and guess

And guess and guess

And get as close as I could.

7 red 7 yellow 7 blue 7 green 7 purple

35....estimate



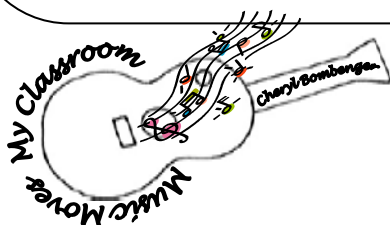
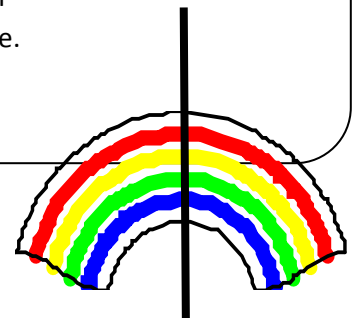
Symmetry

Symmetry, divide in half

Symmetry, each side the same

Symmetry, divide in half

Symmetryis the name.



Math Happenings Everywhere

DGDA

Look for it

Catch it!

In the air!


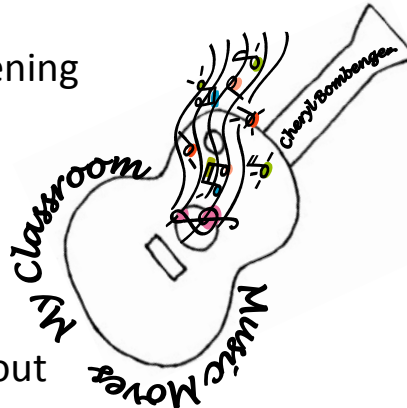
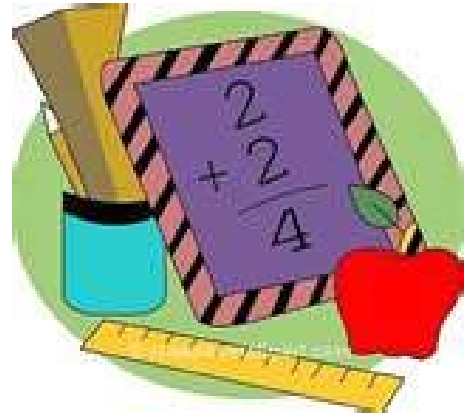
There's "MATH" happening
Everywhere!

Everywhere you go

Everywhere you are

Everything you talk about

A math problem's not too far!



Look for "**Math Happenings**" everywhere. Think about what you are trying to figure out ...create a number sentence...do the problem (sometimes there's several steps and that means several problems) Explain the problem in words...Then "LABEL IT!" You can't have a math problem unless you label the problem.

Moms and Dads are really good at "Math Happenings." Have them help you look for "math happenings" all around. When you do your "Math Happening" assignment, they can even write on your paper and do some of the work with you!

Possible Ideas for "Math Happenings:"

Time: How many hours of sleep will I get if I go to bed at 8:30 and get up at 7:00?

Money: How much will it cost to go to the movie? Tickets + popcorn + pop + candy

Cooking: We need more cookies than the recipe suggests. If we double each ingredient ...

Measurement: Family Business~ How many boats will we get in this space if we have this much room?

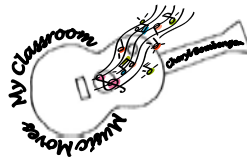
Time and Figuring: Fishing Tournery: If an auger can drill 20 holes in 1 minute, how many in an hour?

Distance: Travel: If we're going to Florida, we drive 287 miles to Minneapolis, and ___ miles to ...

Adding: How much will the birthday party cost?

Subtracting: If I want a hot dog at the carnival, and I give her \$5, how much will I get back?

(Look on line for possible sample questions for a math contest or competition for the grade level you teach. Send the ideas home so the parents have an idea of the wide scope of aspects they can tie their experiences into. When parents are using the vocabulary and discussing math aspects of everyday life, learning explodes.



Math Happening

Math Happenings are due every Tuesday and Thursday. Mom and Dad are welcome to **help** find the math problem, and **even write on this paper** to help you understand. Look for

“Math Happenings” *everywhere* and write them down. _____

Avoid doing “Math Happenings” that are too easy! Challenge your brain and have some fun!

Initials of Who Helped

What is your “Math Happening?”

It should be a question...like:

“How many minutes of TV did I watch if I watched three shows, each one hour long?”

Encourage students to have capital letters and periods if they are writing a sentence. Parents, please assist them with their spelling.

Write it in words...

...“Each show we watched was an hour long. There are sixty minutes in every hour.

Therefore we will **ADD** the numbers together..... $60 + 60 + 60$ or 60×3 .”

Math Figuring:

Here’s where you do the mathematical computations. Feel free to list Step 1, or make arrows, draw pictures, add notes and details if necessary, etc...

Answer and label it. ($60 + 60 + 60 = 180$ minutes of TV)